




**WOVEN HEALTH**  
integrated community healthcare



**Lisa Rigby, Executive Director**  
**[lrigby@wovenhealth.org](mailto:lrigby@wovenhealth.org)**



# Woven Health Clinic




## Our Vision

**Healthy Lives  
Healthy Communities**

## Our Mission

**To provide affordable, quality healthcare with a strong focus  
on **preventing disease** for  
uninsured or underinsured people that can not afford care.**

# Who Do We Serve?




<b>Hispanic</b>	<b>68%</b>
Asian	8%
African American	12%
Caucasian	9%
Other	4%

<b>Female</b>	<b>69%</b>
Male	31%

<b>Uninsured</b>	<b>85%</b>
Under-insured	15%

<b>250% or Below Poverty</b>	<b>100%</b>
------------------------------	-------------

<b>Patients with One or More Chronic Disease - 70%</b>	
Prediabetes	30%
High Cholesterol	32%
High Blood Pressure	31%
Diabetes	20%



# Woven Health Clinic



Women's Health

Primary Care

Patient

Prevention

Mental Health

# 2021/2022 Outcomes - PREVENT Disease NOW!

## Outcomes:

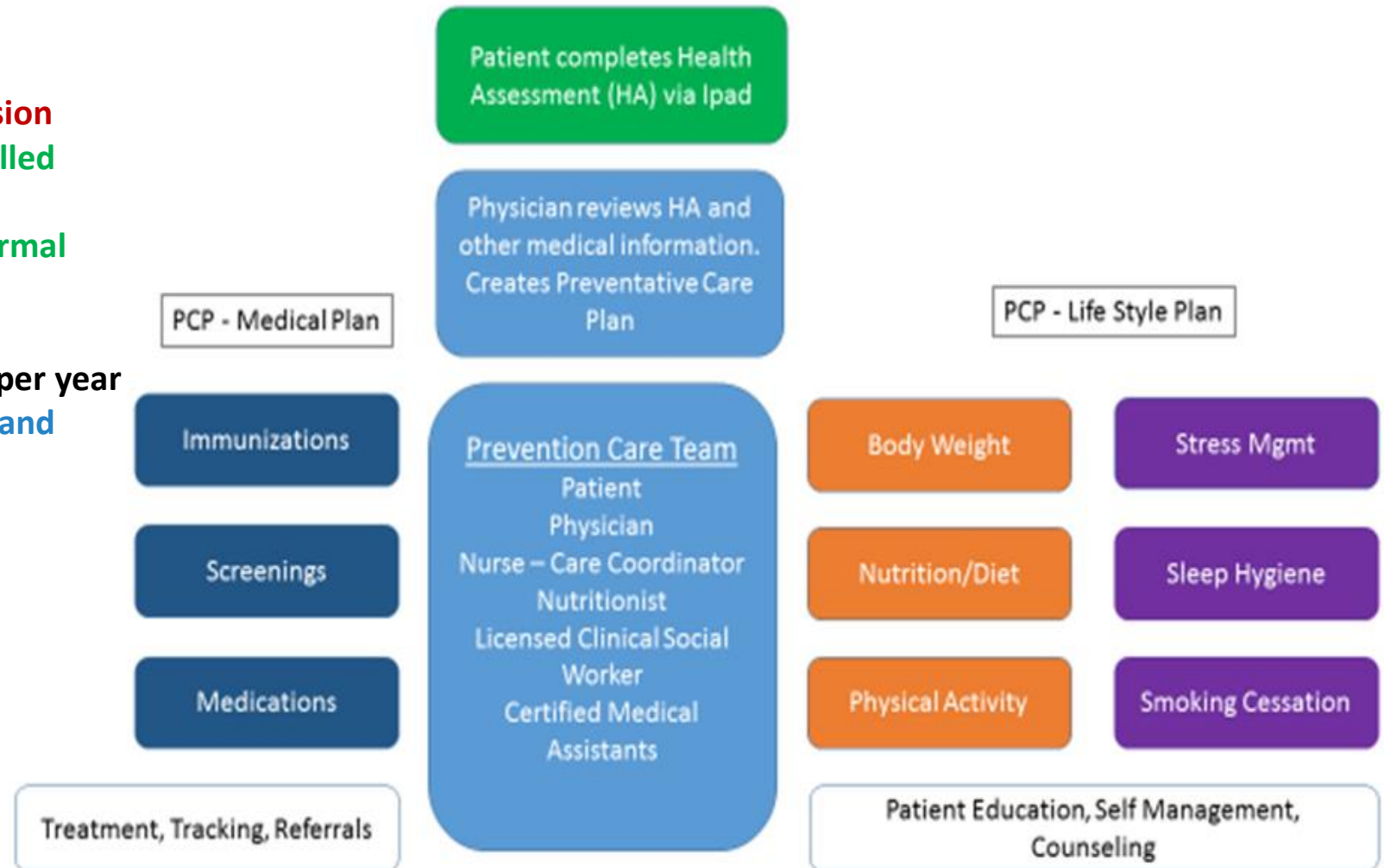
44% of Depression Patients in Remission

82% of Hypertension Patients Controlled

80% of Diabetic Patients Controlled

12% of Pre-Diabetic Patients now Normal

Cost Per Patient: \$1,200 per patient/per year for health services + pharmaceutical and vaccines.



# Woven Health – American Heart Association Recognition Hypertension, Diabetes, and Cholesterol



**Gold+ Status**  
>70% BP control rate,  
completion of 4 of 6  
evidence-based BP  
activities.



**Gold Status**  
>75% control for  
HbA1c  
&  
>70% Statin therapy  
or >70% BP control

# Re-certified in 2022 National Committee of Quality Assurance Patient Centered Medical Home Recognition

## Why Important?

- Stamp of quality – Less than 7% of Texas clinics and physicians have received.
- Supports “team-based care”
- Leverages technology to improve outcomes
- Demonstrates a commitment to quality and quality improvement
- Has been proven to reduce health care costs, especially for people with complex chronic conditions
- Improves patient satisfaction







# Woven Health Clinic

## 2022 Highlights




- ✓ **Positives**
  - **Majority are onsite visits, telehealth for sick visits**
  - **Health events are back**
- ✓ **Challenges**
  - **Inflation causing more people to drop health insurance, delay visits, and increasing stress**
  - **Clinic costs – Vaccines up 25%, Supplies up 20%,**
  - **Lab costs – Up 100%**
  - **Staffing – Shortage of health care workers and pay up 25%**
- ✓ **Opened a new Clinic in Carrollton – June 2021**



# Status of Health Care in North Texas

- **COVID-19** – more manageable - vaccines, positive tests decreasing; anti-viral is available – less deaths
- **Mental health** problems increasing – anxiety, depression and stress. Increase in cases with severe mental health problems.
- Increase in **patients with severe medical problems**.
- **Texas hospitals prepare to pick up the tab for uninsured COVID-19 patients as \$1.8 billion in federal COVID funds and elimination of \$2.5 billion in 1115 for uninsured – Loss \$4.3 Billion**
- **More uninsured** are going to end up at ER at Hospitals, more deaths, more communicable diseases, less stable work force.

Lack of access to health care will affect everyone in our community, in our schools and our workplaces.



## Funding By City (2022-2023)



•Carrollton	\$210,000 (\$200,000 + 10,000)
•Coppell	\$132,000 (\$125,000 ARPA + \$7,000)
•Farmers Branch	\$21,012
•Addison	\$5,000

2023-2024 Request: \$50,000 (2.8% of total budget)



# Woven Health Clinic Serving Farmers Branch



## Impact 2021/2022

<b>Unique Clinic Patients Served:</b>	<b>2,500</b>
<b>Tot Unique FB Patients Served:</b>	<b>1,025</b>
<b>Tot FB Patient Visits:</b>	<b>2,152</b>
<b>Average \$ Value Per Resident Served:</b>	<b>\$1,200</b>
<b>Total \$ Value of Services:</b>	<b>\$1,230,000</b>



# Woven Health Clinic Serving Farmers Branch



## □ Impact Oct 2022 – Feb 2023

Tot Unique Clinic Patients Served:	1,083
Tot Unique FB Patients Served:	301**
Tot FB Patient Visits:	512
Annual Value Per Resident Served:	\$1,200
Total \$Value of Services Oct22-Feb23:	\$361,200

**\*\* Note: Jan and Feb were below normal due to weather and Lab Corp ending free lab work for charity clinic patients. Woven has a heavily discounted contract with Lab Corp and Farmers Branch patient volume is back to normal levels.**



**Your support saves lives in Farmers Branch! Thank you!**

