


- 4245 North Central Expy
- Suite 501
- Dallas, Texas 75205
- 214.865.7192 office

F  
WALW  
DALLAS

**cross design group, incorporated**  
2310 McCreest Mill Road, Suite 180 Dallas, Texas 75220 972/750



02/06/18

#	DATE	DESCRIPTION
1	02/06/18	CITY COMMENTS

drawn:  
APL checked  
KAH date  
12/21/2017



TREE SURVEY FIELD DATA				
No.	Dia.	Species	Status	Remarks
	(inches)	(common name)		
1	49	Cottonwood	TO BE REMOVED	EXEMPT
2	11.5	Hackberry	TO BE REMOVED	EXEMPT
3	18	Cottonwood	TO BE REMOVED	EXEMPT
4	19.5	Cottonwood	TO BE REMOVED	EXEMPT
5	18	Cottonwood	TO BE REMOVED	EXEMPT
6	10	Cottonwood	TO BE REMOVED	EXEMPT
7	7	American Elm	TO BE REMOVED	
8	13	Cottonwood	TO BE REMOVED	EXEMPT
9	14	American Elm	TO BE REMOVED	
10	14	Cottonwood	TO BE REMOVED	EXEMPT
11	11.5	Cottonwood	TO BE REMOVED	EXEMPT
12	7.5	Cottonwood	TO BE REMOVED	EXEMPT
13	7.5	American Elm	TO BE REMOVED	
14	15	Cottonwood	TO BE REMOVED	EXEMPT
15	7	American Elm	TO BE REMOVED	
16	7.5	Cottonwood	TO BE REMOVED	EXEMPT
17	11	Cottonwood	TO BE REMOVED	EXEMPT
18	13	American Elm	TO BE REMOVED	
19	14	Cottonwood	TO BE REMOVED	EXEMPT
20	18	Cottonwood	TO BE REMOVED	EXEMPT
21	15	American Elm	TO BE REMOVED	
22	6	Hackberry	TO BE REMOVED	EXEMPT
23	23	Cottonwood	TO BE REMOVED	EXEMPT
24	23	American Elm	TO BE REMOVED	
25	9	Hackberry	TO BE REMOVED	EXEMPT
26	7.5	American Elm	TO BE REMOVED	
27	8	American Elm	TO BE REMOVED	
28	6	American Elm	TO BE REMOVED	
29	35	Cottonwood	TO BE REMOVED	EXEMPT
30	9	Hackberry	TO BE REMOVED	EXEMPT
31	10.5	American Elm	TO BE REMOVED	
32	13	Hackberry	TO BE REMOVED	EXEMPT
33	23	American Elm	TO BE REMOVED	
34	13	American Elm	TO BE REMOVED	
35	8	American Elm	TO BE REMOVED	
36	12.5	American Elm	TO BE REMOVED	
37	6	Hackberry	TO BE REMOVED	EXEMPT
38	10	Hackberry	TO BE REMOVED	EXEMPT
39	9	Hackberry	TO BE REMOVED	EXEMPT
40	16.5	Hackberry	TO BE REMOVED	EXEMPT
41	10	Hackberry	TO BE REMOVED	EXEMPT
42	9	Hackberry	TO BE REMOVED	EXEMPT
43	7	Black Willow	TO BE REMOVED	EXEMPT
44	6	Black Willow	TO BE REMOVED	EXEMPT
45	8	Black Willow	TO BE REMOVED	EXEMPT
46	10	Hackberry	TO BE REMOVED	EXEMPT
47	15	Cottonwood	TO BE REMOVED	EXEMPT
48	15	Cottonwood	TO BE REMOVED	EXEMPT
49	7	Hackberry	TO BE REMOVED	EXEMPT
50	6	American Elm	TO BE REMOVED	
51	20	Cottonwood	TO BE REMOVED	EXEMPT
52	18	Cottonwood	TO BE REMOVED	EXEMPT
53	11.5	American Elm	TO BE REMOVED	
54	7	Hackberry	TO BE REMOVED	EXEMPT
55	6	Hackberry	TO BE REMOVED	EXEMPT
56	11	Hackberry	TO BE REMOVED	EXEMPT
57	16	Hackberry	TO BE REMOVED	EXEMPT
58	10	Hackberry	TO BE REMOVED	EXEMPT
59	6	Hackberry	TO BE REMOVED	EXEMPT
60	10	American Elm	TO BE REMOVED	
61	12	Hackberry	TO REMAIN	OUTSIDE PROPERTY
62	26	Pecan	TO BE REMOVED	
63	7	Hackberry	TO BE REMOVED	EXEMPT
64	7	Live Oak	TO BE REMOVED	
65	9	Honey Locust	TO BE REMOVED	
66	13	Hackberry	TO BE REMOVED	EXEMPT
67	15	Hackberry	TO BE REMOVED	EXEMPT
68	13	Hackberry	TO BE REMOVED	EXEMPT
69	12	Red Tip Photinia	TO BE REMOVED	EXEMPT
70	10	Red Tip Photinia	TO BE REMOVED	EXEMPT
71	13	Red Tip Photinia	TO BE REMOVED	EXEMPT
72	10	Red Tip Photinia	TO BE REMOVED	EXEMPT
73	13	Red Tip Photinia	TO BE REMOVED	EXEMPT
74	10	Red Tip Photinia	TO BE REMOVED	EXEMPT
75	15	Red Tip Photinia	TO BE REMOVED	EXEMPT
76	13	Red Tip Photinia	TO BE REMOVED	EXEMPT
77	13	Red Tip Photinia	TO BE REMOVED	EXEMPT
78	14	Red Tip Photinia	TO BE REMOVED	EXEMPT
79	13	Hackberry	TO BE REMOVED	EXEMPT
80	11	Honey Locust	TO BE REMOVED	

TREE SURVEY FIELD DATA				
No.	Dia.	Species	Status	Remarks
	(inches)	(common name)		
81	11	American Elm	TO BE REMOVED	
82	6	Hackberry	TO BE REMOVED	EXEMPT
83	8	American Elm	TO BE REMOVED	
84	11.5	Live Oak	TO BE REMOVED	
85	8	Hackberry	TO BE REMOVED	EXEMPT
86	14	Hackberry	TO BE REMOVED	EXEMPT
87	9	Black Willow	TO BE REMOVED	EXEMPT
88	7	Hackberry	TO BE REMOVED	EXEMPT
89	13	Cottonwood	TO BE REMOVED	EXEMPT
90	26	Cottonwood	TO BE REMOVED	EXEMPT
91	25	Hackberry	TO BE REMOVED	EXEMPT
92	11.5	American Elm	TO BE REMOVED	
93	10	Cottonwood	TO BE REMOVED	EXEMPT
94	6	Eastern Red Cedar	TO BE REMOVED	
95	15	American Elm	TO BE REMOVED	
96	15	Black Willow	TO BE REMOVED	EXEMPT
97	6	Hackberry	TO BE REMOVED	EXEMPT
98	7.5	Hackberry	TO BE REMOVED	EXEMPT
99	18	American Elm	TO BE REMOVED	
100	14.5	Black Willow	TO BE REMOVED	EXEMPT
101	15	Black Willow	TO BE REMOVED	EXEMPT
102	14.5	Black Willow	TO BE REMOVED	EXEMPT
103	11.5	Black Willow	TO BE REMOVED	EXEMPT
104	14	Cottonwood	TO BE REMOVED	EXEMPT
105	8	Black Willow	TO BE REMOVED	EXEMPT
106	13	Black Willow	TO BE REMOVED	EXEMPT
107	19	Black Willow	TO BE REMOVED	EXEMPT
108	6.5	Cedar Elm	TO BE REMOVED	
109	17	Black Willow	TO BE REMOVED	
110	12	American Elm	TO BE REMOVED	
111	42	Cottonwood	TO BE REMOVED	EXEMPT
112	36	Cottonwood	TO BE REMOVED	EXEMPT
113	10	Hackberry	TO BE REMOVED	EXEMPT
114	10	Live Oak	TO BE REMOVED	
115	17	Black Willow	TO BE REMOVED	EXEMPT
116	10	Live Oak	TO BE REMOVED	
117	11	Live Oak	TO BE REMOVED	
118	13	Live Oak	TO BE REMOVED	
119	15	Live Oak	TO REMAIN	OUTSIDE PROPERTY
120	23	Cottonwood	TO BE REMOVED	EXEMPT
121	11	Cottonwood	TO BE REMOVED	EXEMPT
122	7	Hackberry	TO BE REMOVED	EXEMPT
123	13	Black Willow	TO BE REMOVED	EXEMPT
124	18	Live Oak	TO REMAIN	OUTSIDE PROPERTY
125	16	Cottonwood	TO BE REMOVED	EXEMPT
126	12.5	Cottonwood	TO BE REMOVED	EXEMPT
127	8	American Elm	TO REMAIN	OUTSIDE PROPERTY
128	25.5	Post Oak	TO REMAIN	OUTSIDE PROPERTY
129	13	Post Oak	TO BE REMOVED	
130	18	Post Oak	TO BE REMOVED	
131	15	Post Oak	TO BE REMOVED	
132	22	American Elm	TO BE REMOVED	
133	36.5	American Elm	TO BE REMOVED	
134	35	American Elm	TO BE REMOVED	
135	6	Cottonwood	TO BE REMOVED	EXEMPT
136	16	Cedar Elm	TO BE REMOVED	
137	17.5	Pecan	TO BE REMOVED	
138	14	Black Willow	TO BE REMOVED	EXEMPT
139	31.5	American Elm	TO BE REMOVED	
140	52	American Elm	TO BE REMOVED	
141	10	Eastern Red Cedar	TO BE REMOVED	
142	22	American Elm	TO BE REMOVED	
143	8	American Elm	TO BE REMOVED	
144	7.5	Hackberry	TO BE REMOVED	EXEMPT
145	6	Hackberry	TO BE REMOVED	EXEMPT
146	16	Cottonwood	TO BE REMOVED	EXEMPT
147	28	Hackberry	TO BE REMOVED	EXEMPT
148	30	American Elm	TO BE REMOVED	
149	16	Gum Bumelia	TO BE REMOVED	EXEMPT
150	7.5	Eastern Red Cedar	TO BE REMOVED	
151	9	Hackberry	TO BE REMOVED	EXEMPT
152	10	Gum Bumelia	TO BE REMOVED	EXEMPT
153	17	Hackberry	TO BE REMOVED	EXEMPT
154	40.5	American Elm	TO BE REMOVED	
Total Caliper Inches on Site			2,102.5	
Total Caliper Inches Removed			2,102.5	
Total Mitigation Trees Required (1:1)			51	
Total Mitigation Trees Provided			58	


TREE PRESERVATION NOTES

- EXISTING TREES TO REMAIN SHALL BE PROTECTED DURING CONSTRUCTION FROM TREE STRUCTURE DAMAGE AND COMPACTION OF SOIL UNDER AND AROUND DRIP LINE (CANOPY) OF TREE.
- IF ANY ROOT STRUCTURE IS DAMAGED DURING ADJACENT EXCAVATION / CONSTRUCTION, NOTIFY OWNER'S AUTHORIZED REPRESENTATIVE IMMEDIATELY. IT IS RECOMMENDED THAT A LICENSED ARBORIST BE SECURED FOR THE TREATMENT OF ANY POSSIBLE TREE WOUNDS.
- NO DISTURBANCE OF THE SOIL GREATER THAN 4" SHALL BE LOCATED CLOSER TO THE TREE TRUNK THAN 1/2 THE DISTANCE OF THE DRIP LINE TO THE TREE TRUNK. A MINIMUM OF 75% OF THE DRIP LINE AND ROOT ZONE SHALL BE PRESERVED AT NATURAL GRADE.
- ANY FINE GRADING DONE WITHIN THE CRITICAL ROOT ZONES OF THE PROTECTED TREES MUST BE DONE WITH LIGHT MACHINERY SUCH AS A BOBCAT OR LIGHT TRACTOR. NO EARTH MOVING EQUIPMENT WITH TRACKS IS ALLOWED WITHIN THE CRITICAL ROOT ZONE OF THE TREES.
- NO MATERIALS INTENDED FOR USE IN CONSTRUCTION OR WASTE MATERIALS ACCUMULATED DUE TO EXCAVATION OR DEMOLITION SHALL BE PLACED WITHIN THE LIMITS OF THE DRIP LINE OF ANY TREE.
- NO EQUIPMENT MAY BE CLEANED OR TOXIC SOLUTIONS, OR OTHER LIQUID CHEMICALS, SHALL BE DEPOSITED WITHIN THE LIMITS OF THE DRIP LINE OF A TREE, INCLUDING BUT NOT LIMITED TO: PAINT, OIL, SOLVENTS, ASPHALT, CONCRETE, MORTAR, PRIMERS, ETC.
- NO SIGNS, WIRES OR OTHER ATTACHMENTS, OTHER THAN THOSE OF A PROTECTIVE NATURE, SHALL BE ATTACHED TO ANY TREE.
- NO VEHICULAR / CONSTRUCTION EQUIPMENT TRAFFIC OR PARKING IS ALLOWED WITHIN THE LIMITS OF THE DRIP LINE OF TREES.
- BORING OF UTILITIES MAY BE PERMITTED UNDER PROTECTED TREES IN CERTAIN CIRCUMSTANCES. THE MINIMUM LENGTH OF THE BORE SHALL BE THE WIDTH OF THE TREE'S CANOPY AND SHALL BE A MINIMUM DEPTH OF FORTY-EIGHT (48") INCHES.
- IRRIGATION TRENCHING WHICH MUST BE DONE WITHIN THE CRITICAL ROOT ZONE OF A TREE SHALL BE DUG BY HAND AND ENTER THE AREA IN A RADIAL MANNER.
- ALL TREES TO BE REMOVED FROM THE SITE SHALL BE FLAGGED BY THE CONTRACTOR WITH BRIGHT RED VINYL TAPE (3" WIDTH) WRAPPED AROUND THE MAIN TRUNK AT A HEIGHT OF FOUR (4') FEET ABOVE GRADE. FLAGGING SHALL BE APPROVED BY OWNER'S AUTHORIZED REPRESENTATIVE PRIOR TO ANY TREE REMOVAL. CONTRACTOR SHALL CONTACT OWNER'S AUTHORIZED REPRESENTATIVE WITH 72 HOURS NOTICE TO SCHEDULE ON-SITE MEETING.
- ALL TREES TO REMAIN, AS NOTED ON DRAWINGS, SHALL HAVE PROTECTIVE FENCING LOCATED AT THE TREE'S DRIP LINE. THE PROTECTIVE FENCING MAY BE COMPRISED OF SNOW FENCING, ORANGE VINYL CONSTRUCTION FENCING, CHAIN LINK FENCE OR OTHER SIMILAR FENCING WITH A FOUR (4') FOOT APPROXIMATE HEIGHT. THE PROTECTIVE FENCING SHALL BE LOCATED AS INDICATED ON THE TREE PROTECTION DETAIL.
- WHEN A LOW HANGING LIMB IS BROKEN DURING THE COURSE OF CONSTRUCTION, THE CONTRACTOR SHALL NOTIFY THE OWNER'S AUTHORIZED REPRESENTATIVE IMMEDIATELY. UNDER NO CIRCUMSTANCE SHALL THE CONTRACTOR PRUNE ANY PORTION OF THE DAMAGED TREE WITHOUT THE PRIOR APPROVAL BY THE OWNER'S AUTHORIZED REPRESENTATIVE.

TREE PRESERVATION NOTES



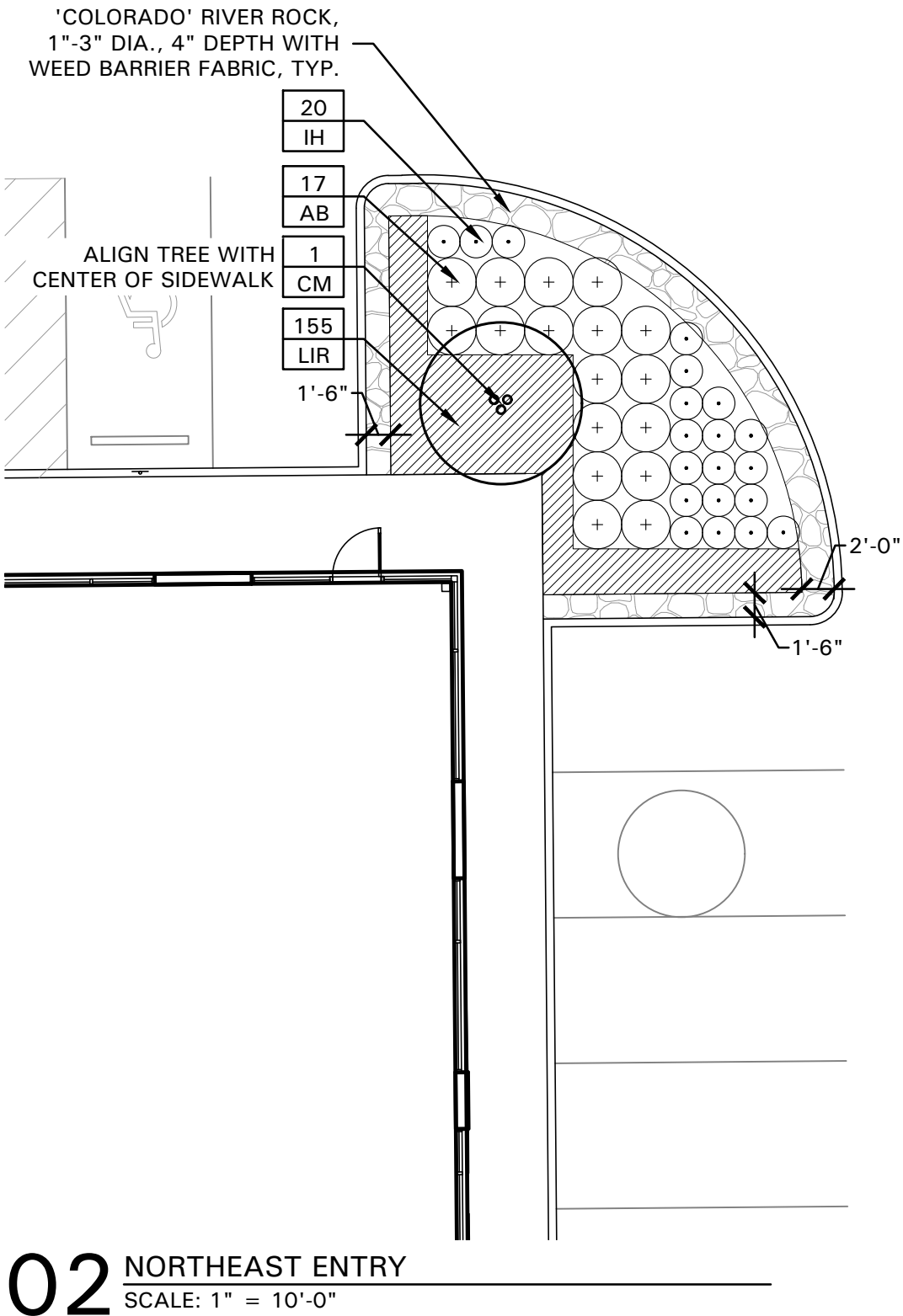
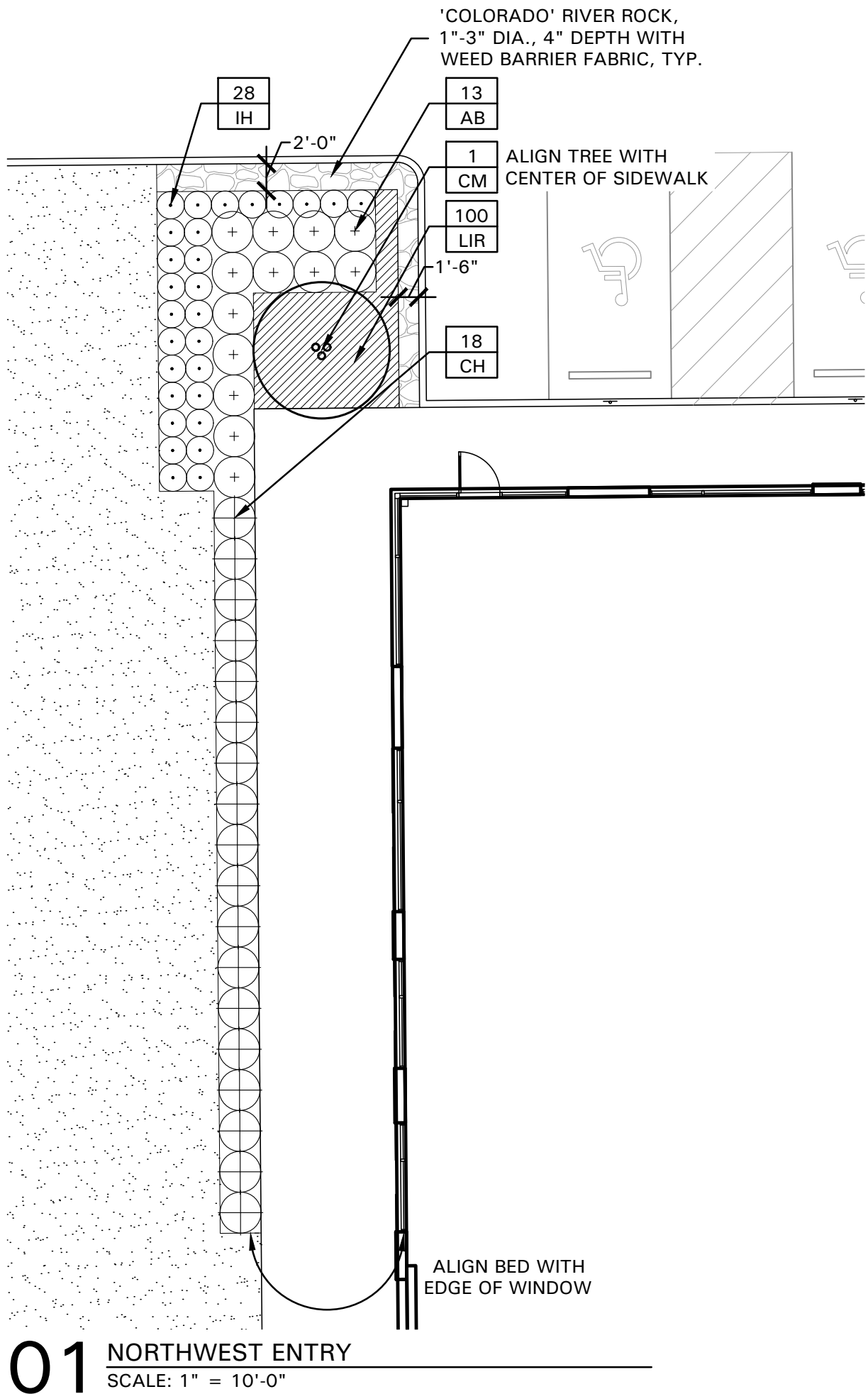
• 4245 North Central Expy  
• Suite 501  
• Dallas, Texas 75205  
• 214.865.7192 office











PLANT LIST

SYMBOL	BOTANICAL NAME	COMMON NAME	QTY.	SIZE	REMARKS
TREES					
CM	<i>Lagerstroemia indica</i> 'Natchez'	Crape Myrtle 'Natchez'	2	30 gal.	container grown, 3-5 trunk, no cross canes, 8' ht., 4' spread, matching
CO	<i>Quercus muhlenbergii</i>	Chinkapin Oak	18	3" cal.	container grown, 12' ht., 4' spread, 4' branching ht., matching
CP	<i>Pistacia chinensis</i>	Chinese Pistache	6	3" cal.	container grown, 12' ht., 4' spread, 4' branching ht., matching
LE	<i>Ulmus parvifolia</i> 'Sempervirens'	Lacebark Elm	12	3" cal.	container grown, 12' ht., 4' spread, 4' branching ht., matching
LO	<i>Quercus virginiana</i>	Live Oak	10	3" cal.	container grown, 12' ht., 4' spread, 4' branching ht., matching
SO	<i>Quercus shumardii</i>	Shumard Red Oak	12	3" cal.	container grown, 12' ht., 4' spread, 4' branching ht., matching
SHRUBS/GROUND COVER					
AB	<i>Abelia grandiflora</i> 'Edward Goucher'	Dwarf Abelia 'Edward Goucher'	73	5 gal.	container full, 24" spread, 36" o.c.
CH	<i>Ilex cornuta</i> 'Carissa'	Carissa Holly	18	5 gal.	container full, 24" spread, 36" o.c.
IH	<i>Raphiolepis indica</i> 'Clara'	Indian Hawthorne 'Clara'	63	5 gal.	container full, 20" spread, 24" o.c.
LIR	<i>Liriope muscari</i> 'Big Blue'	Liriope 'Big Blue'	555	4" pots	container full top of container, 12" o.c.
NRS	<i>Ilex spp.</i> 'Nellie R. Stevens'	Nellie R. Stevens Holly	130	7 gal.	container full to base, 60" o.c.
	<i>Cynodon dactylon</i>	Common Bermudagrass			refer to notes

NOTE: ALL TREES SHALL HAVE STRAIGHT TRUNKS AND BE MATCHING WITHIN VARIETIES.  
PLANT LIST IS AN AID TO BIDDERS ONLY. CONTRACTOR SHALL VERIFY ALL QUANTITIES ON PLAN.  
ALL HEIGHTS AND SPREADS ARE MINIMUMS. ALL PLANT MATERIAL SHALL MEET OR EXCEED REMARKS AS INDICATED.

LANDSCAPE NOTES

1. CONTRACTOR SHALL VERIFY ALL EXISTING AND PROPOSED SITE ELEMENTS AND NOTIFY LANDSCAPE ARCHITECT OF ANY DISCREPANCIES. SURVEY DATA OF EXISTING CONDITIONS WAS SUPPLIED BY OTHERS.
2. CONTRACTOR SHALL LOCATE ALL EXISTING UNDERGROUND UTILITIES AND NOTIFY LANDSCAPE ARCHITECT OF ANY CONFLICTS. CONTRACTOR SHALL EXERCISE CAUTION WHEN WORKING IN THE VICINITY OF UNDERGROUND UTILITIES.
3. CONTRACTOR SHALL PROVIDE A MINIMUM 2% SLOPE AWAY FROM ALL STRUCTURES.
4. CONTRACTOR SHALL FINE GRADE AREAS TO ACHIEVE FINAL CONTOURS AS INDICATED. LEAVE AREAS TO RECEIVE TOPSOIL 3" BELOW FINAL FINISHED GRADE IN PLANTING AREAS AND 1" BELOW FINAL FINISHED GRADE IN LAWN AREAS.
5. ALL PLANTING BEDS AND LAWN AREAS SHALL BE SEPARATED BY STEEL EDGING. NO STEEL EDGING SHALL BE INSTALLED ADJACENT TO BUILDINGS, WALKS, OR CURBS. CUT STEEL EDGING AT 45 DEGREE ANGLE WHERE IT INTERSECTS WALKS AND CURBS.
6. TOP OF MULCH SHALL BE 1/2" MINIMUM BELOW THE TOP OF WALKS AND CURBS.
7. ALL LAWN AREAS SHALL BE SOLID SOD BERMUDAGRASS, UNLESS OTHERWISE NOTED ON THE DRAWINGS.
8. ALL REQUIRED LANDSCAPE AREAS SHALL BE PROVIDED WITH AN AUTOMATIC UNDERGROUND IRRIGATION SYSTEM WITH RAIN AND FREEZE SENSORS AND EVAPOTRANSPIRATION (ET) WEATHER-BASED CONTROLLERS AND SAID IRRIGATION SYSTEM SHALL BE DESIGNED BY A QUALIFIED PROFESSIONAL AND INSTALLED BY A LICENSED IRRIGATOR.
9. CONTRACTOR SHALL PROVIDE BID PROPOSAL LISTING UNIT PRICES FOR ALL MATERIAL PROVIDED.
10. CONTRACTOR SHALL BE RESPONSIBLE FOR OBTAINING ALL REQUIRED LANDSCAPE AND IRRIGATION PERMITS.

MAINTENANCE NOTES

1. THE OWNER, TENANT AND THEIR AGENT, IF ANY, SHALL BE JOINTLY AND SEVERALLY RESPONSIBLE FOR THE MAINTENANCE OF ALL LANDSCAPE.
2. ALL LANDSCAPE SHALL BE MAINTAINED IN A NEAT AND ORDERLY MANNER AT ALL TIMES. THIS SHALL INCLUDE MOWING, EDGING, PRUNING, FERTILIZING, WATERING, WEEDING AND OTHER SUCH ACTIVITIES COMMON TO LANDSCAPE MAINTENANCE.
3. ALL LANDSCAPE AREAS SHALL BE KEPT FREE OF TRASH, LITTER, WEEDS AND OTHER SUCH MATERIAL OR PLANTS NOT PART OF THIS PLAN.
4. ALL PLANT MATERIAL SHALL BE MAINTAINED IN A HEALTHY AND GROWING CONDITION AS IS APPROPRIATE FOR THE SEASON OF THE YEAR.
5. ALL PLANT MATERIAL WHICH DIES SHALL BE REPLACED WITH PLANT MATERIAL OF EQUAL OR BETTER VALUE.
6. CONTRACTOR SHALL PROVIDE SEPARATE BID PROPOSAL FOR ONE YEAR'S MAINTENANCE TO BEGIN AFTER FINAL ACCEPTANCE.

GENERAL LAWN NOTES

1. CONTRACTOR SHALL COORDINATE OPERATIONS AND AVAILABILITY OF EXISTING TOPSOIL WITH ON-SITE CONSTRUCTION MANAGER.
2. CONTRACTOR SHALL LEAVE LAWN AREAS 1" BELOW FINAL FINISHED GRADE PRIOR TO TOPSOIL INSTALLATION.
3. CONTRACTOR SHALL FINE GRADE AREAS TO ACHIEVE FINAL CONTOURS AS INDICATED ON CIVIL PLANS. ADJUST CONTOURS TO ACHIEVE POSITIVE DRAINAGE AWAY FROM BUILDINGS. PROVIDE UNIFORM ROUNING AT TOP AND BOTTOM OF SLOPES AND OTHER BREAKS IN GRADE. CORRECT IRREGULARITIES AND AREAS WHERE WATER MAY STAND.
4. ALL LAWN AREAS SHALL BE FINE GRADED, IRRIGATION TRENCHES COMPLETELY SETTLED AND FINISH GRADE APPROVED BY THE OWNER'S CONSTRUCTION MANAGER OR LANDSCAPE ARCHITECT PRIOR TO LAWN INSTALLATION.
5. CONTRACTOR SHALL REMOVE ALL ROCKS 3/4" DIAMETER AND LARGER, DIRT CLOUDS, STICKS, CONCRETE SPOILS, ETC. PRIOR TO PLACING TOPSOIL AND LAWN INSTALLATION.
6. CONTRACTOR SHALL MAINTAIN ALL LAWN AREAS UNTIL FINAL ACCEPTANCE. THIS SHALL INCLUDE, BUT NOT BE LIMITED TO, MOWING, WATERING, WEEDING, CULTIVATING, CLEANING AND REPLACING DEAD OR BARE AREAS TO KEEP PLANTS IN A VIGOROUS, HEALTHY CONDITION.
7. CONTRACTOR SHALL GUARANTEE ESTABLISHMENT OF ACCEPTABLE TURF AREA AND SHALL PROVIDE REPLACEMENT FROM LOCAL SUPPLY IF NECESSARY.

SOLID SOD NOTES

1. PLANT SOD BY HAND TO COVER INDICATED AREAS COMPLETELY. ENSURE EDGES OF SOD ARE TOUCHING. TOP DRESS JOINTS BY HAND WITH TOPSOIL TO FILL VOIDS.
2. ROLL GRASS AREAS TO ACHIEVE A SMOOTH, EVEN SURFACE, FREE FROM UNNATURAL UNDULATIONS.
3. WATER SOD THOROUGHLY AS SOD OPERATION PROGRESSES.
4. IF INSTALLATION OCCURS BETWEEN SEPTEMBER 1 AND MARCH 1, OVER-SEED BERMUDAGRASS SOD WITH WINTER RYEGRASS, AT A RATE OF FOUR (4) POUNDS PER ONE THOUSAND (1000) SQUARE FEET.

HYDROMULCH NOTES

1. CONTRACTOR SHALL SCARIFY, RIP AND LOOSEN ALL AREAS TO BE HYDROMULCHED TO A MINIMUM DEPTH OF 4" PRIOR TO TOPSOIL AND HYDROMULCH INSTALLATION.
2. BERMUDAGRASS SEED SHALL BE EXTRA HULLED AND TREATED LAWN TYPE, SHALL BE DELIVERED TO THE SITE IN ITS ORIGINAL UNOPENED CONTAINER AND SHALL MEET STATE LAW REQUIREMENTS.
3. FIBER SHALL BE ONE HUNDRED PERCENT (100%) WOOD CELLULOSE FIBER, DELIVERED TO THE SITE IN ITS ORIGINAL UNOPENED CONTAINER AS MANUFACTURED BY 'CONWEB' OR EQUAL.
4. FIBER TACK SHALL BE DELIVERED TO THE SITE IN ITS ORIGINAL UNOPENED CONTAINER AND SHALL BE 'TERRO-TACK ONE', AS MANUFACTURED BY GROWERS, INC. OR EQUAL.
5. HYDROMULCH WITH BERMUDAGRASS SEED AT A RATE OF TWO (2) POUNDS PER ONE THOUSAND (1000) SQUARE FEET.
6. USE A 4'X8' BATTER BOARD AGAINST ALL BED AREAS.
7. IF INSTALLATION OCCURS BETWEEN SEPTEMBER 1 AND MAY 1, ALL HYDROMULCH AREAS TO BE WINTER RYEGRASS, AT A RATE OF FOUR (4) POUNDS PER ONE THOUSAND (1000) SQUARE FEET. CONTRACTOR SHALL BE REQUIRED TO RE-HYDROMULCH WITH BERMUDAGRASS THE FOLLOWING GROWING SEASON AS PART OF THIS CONTRACT.
8. ALL LAWN AREAS TO BE HYDROMULCHED SHALL HAVE ONE HUNDRED PERCENT (100%) COVERAGE PRIOR TO FINAL ACCEPTANCE.

LANDSCAPE TABULATIONS

THE CITY OF FARMERS BRANCH, TEXAS

PRESCRIBED AREA:

1. A min. of 5% of the entire area not covered by buildings and not a part of the right-of-way shall be landscaped.
2. A min. of 5% of the total property area shall be landscaped between the building and all street right of way lines.

Total Lot Area: 520,054 s.f.  
Building Area: 151,200 s.f.  
Lot Area Excluding Building: 368,854

Required	Provided
19,443 s.f. (5%)	218,166 s.f. (59%)
26,003 s.f. (5%)	28,640 s.f. (6%)

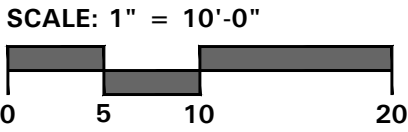
PLANT REQUIREMENTS

1. One (1) tree each twenty-five (25) feet of street frontage shall be planted in the landscape areas between the front of the building and the front property line.

Senlac Dr.: 535 l.f.	
Required	Provided
(22) trees	(22) trees

LANDSCAPE ENLARGEMENT PLAN

- 4245 North Central Expy
- Suite 501
- Dallas, Texas 75205
- 214.865.7192 office



Drawn:  
Checked  
Date

DESCRIPTION


DATE

#


1

02/06/18

CITY COMMENTS



02/06/18



PANATTONI  
VALWOOD LOGISTICS CENTER  
FARMERS BRANCH  
DALLAS TEXAS

job no  
1754  
sheet

L2.02



SECTION 32 9300 - LANDSCAPE

PART 1 - GENERAL

1.1 REFERENCED DOCUMENTS

- A. Refer to Landscape Plans, notes, details, bidding requirements, special provisions, and schedules for additional requirements.

1.2 DESCRIPTION OF WORK

- A. Work included: Furnish all supervision, labor, materials, services, equipment and appliances required to complete the work covered in conjunction with the landscaping covered in these specifications and landscaping plans, including:

- Planting (trees, shrubs and grasses)
- Bed preparation and fertilization
- Notification of sources
- Water and maintenance until final acceptance
- Guarantee

1.3 REFERENCE STANDARDS

- A. American Standard for Nursery Stock published by American Association of Nurserymen: 27 October 1980, Edition; by American National Standards Institute, Inc. (Z60.1) – plant material
- B. American Joint Committee on Horticultural Nomenclature: 1942 Edition of Standardized Plant Names.
- C. Texas Association of Nurserymen, Grades and Standards
- D. Hortis Third, 1976 - Cornell University

1.4 NOTIFICATION OF SOURCES AND SUBMITTALS

- A. Samples: Provide representative quantities of sandy loam soil, mulch, bed mix material, gravel, crushed stone, steel edging and tree stakes. Samples shall be approved by Owner's Authorized Representative before use on the project.

1.5 JOB CONDITIONS

- A. General Contractor to complete the following punch list: Prior to Landscape Contractor initiating any portion of landscape installation, General Contractor shall leave planting bed areas three (3") inches below final finish grade of sidewalks, drives and curbs as shown on the drawings. All lawn areas to receive solid sod shall be left one (1") inch below the final finish grade of sidewalks, drives and curbs. All construction debris shall be removed prior to Landscape Contractor beginning any work.
- B. Storage of materials and equipment at the job site will be at the risk of the Landscape Contractor. The Owner cannot be held responsible for theft or damage.

1.6 MAINTENANCE AND GUARANTEE

- A. Maintenance:
- The Landscape Contractor shall be held responsible for the maintenance of all work from the time of planting until final acceptance by the Owner. No trees, shrubs, groundcover or grass will be accepted unless they show healthy growth and satisfactory foliage conditions.
  - Maintenance shall include watering of trees and plants, cultivation, weeding spraying, edging, pruning of trees, mowing of grass, cleaning up and all other work necessary of maintenance.
  - A written notice requesting final inspection and acceptance should be submitted to the Owner at least seven (7) days prior to completion. An on-site inspection by the Owner's Authorized Representative will be completed prior to written acceptance.
- B. Guarantee:

- Trees, shrubs and groundcover shall be guaranteed for a twelve (12) month period after final acceptance. The Contractor shall replace all dead materials as soon as weather permits and upon notification of the Owner. Plants, including trees, which have partially died so that shape, size, or symmetry have been damaged, shall be considered subject to replacement. In such cases, the opinion of the Owner shall be final.
- Plants used for replacement shall be of the same size and kind as those originally planted and shall be planted as originally specified. All work, including materials, labor and equipment used in replacements, shall carry a twelve (12) month guarantee. Any damage, including ruts in lawn or bed areas, incurred as a result of making replacements shall be immediately repaired.

- At the direction of the Owner, plants may be replaced at the start of the next year's planting season. In such cases, dead plants shall be removed from the premises immediately.
- When plant replacements are made, plants, soil mix, fertilizer and mulch are to be utilized as originally specified and re-inspected for full compliance with the contract requirements. All replacements are to be included under "Work" of this section.

- The Owner agrees that for the guarantee to be effective, he will water plants at least twice a week during dry periods and cultivate beds once a month after final acceptance.
- The above guarantee shall not apply where plants die after acceptance because of injury from storms, hail, freeze, insects, diseases, injury by humans, machines or theft.

- Acceptance for all landscape work shall be given after final inspection by the Owner provided the job is in a complete, undamaged condition and there is a stand of grass in all lawn areas. At that time, the Owner will assume maintenance on the accepted work.

- C. Repairs: Any necessary repairs under the Guarantee must be made within ten (10) days after receiving notice, weather permitting. In the event the Landscape Contractor does not make repairs accordingly, the Owner, without further notice to Contractor, may provide materials and men to make such repairs at the expense to the Landscape Contractor.

1.7 QUALITY ASSURANCE

- A. General: Comply with applicable federal, state, county and local regulations governing landscape materials and work.
- B. Personnel: Employ only experienced personnel who are familiar with the required work. Provide full time supervision by a qualified foreman acceptable to Landscape Architect.
- C. Selection of Plant Material:
- Make contact with suppliers immediately upon obtaining notice of contract acceptance to select and book materials. Develop a program of maintenance (pruning and fertilization) which will ensure the purchased materials will meet and / or exceed project specifications.
  - Substitutions: Do not make plant material substitutions. If the specified landscape material is not obtainable, submit proof of non-availability to Landscape Architect, together with proposal for use of equivalent material. At the time bids are submitted, the Contractor is assumed to have located the materials necessary to complete the job as specified.
  - Landscape Architect will provide a key identifying each tree location on site. Written verification will be required to document material selection, source and delivery schedules to site.
  - Measurements: Measure trees with branches and trunks or canes in their normal position. Do not prune to obtain required sizes. Take caliper measurements six inches above ground for trees up to and including 4" caliper size, and twelve inches above ground for larger sizes. Measure main body of all plant material of height and spread dimensions,

do not measure from branch or root tip-to-tip.

- Owner's Authorized Representative shall inspect all plant material and make recommendations for genus, species, cultivar / variety size and quality.
- Owner's Authorized Representative retains the right to further inspect all plant material upon arrival to the site and during installation for size and condition of root balls and root systems, limbs, branching habit, insects, injuries and latent defects.
- Owner's Authorized Representative may reject unsatisfactory or defective material at any time during the process work. Remove rejected materials immediately from the site and replace with acceptable material at no additional cost to the Owner. Plants damaged in transit or at job site shall be rejected.

1.8 PRODUCT DELIVERY, STORAGE AND HANDLING

A. Preparation:

- Balled and Burlapped (B&B) Plants: Dig and prepare shipment in a manner that will not damage roots, branches, shape and future development.
- Container Grown Plants: Deliver plants in rigid container to hold ball shape and protect root mass.

B. Delivery:

- Deliver packaged materials in sealed containers showing weight, analysis and name of manufacturer. Protect materials from deterioration during delivery and while stored on site.
- Deliver only plant materials that can be planted in one day unless adequate storage and watering facilities are available on job site.
- Protect root balls by heeling in with sawdust or other approved moisture retaining material if not planted within 24 hours of delivery.
- Protect plants during delivery to prevent damage to root balls or desiccation of leaves. Keep plants moist at all times. Cover all materials during transport.
- Notify Owner's Authorized Representative of delivery schedule 72 hours in advance job site.
- Remove rejected plant material immediately from job site.
- To avoid damage or stress, do not lift, move, adjust to plumb, or otherwise manipulate plants by trunk or stems.

PART 2 - PRODUCTS

2.1 PLANTS

- A. General: Well-formed No. 1 grade or better nursery grown stock. Listed plant heights are from tops of root balls to nominal tops of plants. Plant spread refers to nominal outer width of the plant, not to the outer leaf tips. Plants will be individually approved by the Owner's Authorized Representative and his decision as to their acceptability shall be final.
- B. Quantities: The drawings and specifications are complimentary. Anything called for on one and not the other is as binding as if shown and called for on both. The plant schedule is an aid to bidders only. Confirm all quantities on plan.
- C. Quality and size: Plant materials shall conform to the size given on the plan, and shall be healthy, symmetrical, well-shaped, full branched and well rooted. The plants shall be free from injurious insects, diseases, injuries to the bark or roots, broken branches, objectionable disfigurements, insect eggs and larvae, and are to be of specimen quality.
- D. Approval: All plants which are found unsuitable in growth, or are in any unhealthy, badly shaped or undersized condition will be rejected by the Owner's Authorized Representative either before or after planting and shall be removed at the expense of the Landscape Contractor and replaced with acceptable plant as

specified at no additional cost to the Owner.

- Trees shall be healthy, full-branched, well-shaped, and shall meet the minimum trunk and diameter requirements of the plant schedule. Balls shall be firm, neat, slightly tapered and well wrapped in burlap. Any tree loose in the ball or with a broken root ball at time of planting will be rejected. Balls shall be ten (10") inches in diameter for each one (1") inch of trunk diameter, measured six (6") inches above ball. (Nonenclature confirms to the customary nursery usage. For clarification, the term "multi-trunk" defines a plant having three (3) or more trunks of nearly equal diameter.)
- Pruning: All pruning of trees and shrubs, as directed by the Landscape Architect prior to final acceptance, shall be executed by the Landscape Contractor at no additional cost to the Owner.

2.2 SOIL PREPARATION MATERIALS

A. Sandy Loam:

- Friable, fertile, dark, loamy soil, free of clay lumps, subsoil, stones and other extraneous material and reasonably free of weeds and foreign grasses. Loam containing Dallasgrass or Nutgrass shall be rejected.
- Physical properties as follows:
  - Clay - between 7-27 percent
  - Silt - between 15-25 percent
  - Sand - less than 52 percent
- Organic matter shall be 3%-10% of total dry weight.
- If requested, Landscape Contractor shall provide a certified soil analysis conducted by an approved soil testing laboratory verifying that sandy loam meets the above requirements.

- B. Organic Material: Compost with a mixture of 80% vegetative matter and 20% animal waste. Ingredients should be a mix of course and fine textured material.
- C. Premixed Bedding Soil as supplied by Vital Earth Resources, Gladewater, Texas; Professional Bedding Soil as supplied by Living Earth Technology, Dallas, Texas or Acid Gro Municipal Mix as supplied by Soil Building Systems, Dallas, Texas or approved equal.
- D. Sharp Sand: Sharp sand must be free of seeds, soil particles and weeds.

- E. Mulch: Double Shredded Hardwood Mulch, partially decomposed, dark brown. Living Earth Technologies or approved equal.
- F. Organic Fertilizer: Fertilaid, Sustane, or Green Sense or equal as recommended for required applications. Fertilizer shall be delivered to the site in original unopened containers, each bearing the manufacturer's guaranteed statement of analysis.

- G. Commercial Fertilizer: 10-20-10 or similar analysis. Nitrogen source to be a minimum 50% slow release organic Nitrogen (SCU or UP) with a minimum 8% sulfur and 4% iron, plus micronutrients.
- H. Peat: Commercial sphagnum peat moss or partially decomposed shredded pine bark or other approved organic material.

2.3 MISCELLANEOUS MATERIALS

- A. Steel Edging: All steel edging shall be 3/16" thick x 4" deep x 16' long with 6 stakes per section, painted black at the factory as manufactured by The J.D. Russell Company and under its trade name DURAEEDGE Heavy Duty Steel.
- B. Staking Material for Shade Trees: refer to details.
- C. Gravel: Washed native pea gravel, graded 1 inch to 1-1/2 inch.
- D. Filter Fabric: 'Mirafi Mirascape' by Mirafi Construction Products available at Lone Star Products, Inc., (469) 523-0444 or approved equal.
- E. River Rock: "Colorado" or native river rock, 2" - 4" dia.

- Decomposed Granite: Base material shall consist of a natural material mix of granite aggregate not to exceed 1/8" diameter in size and shall be composed of various stages of decomposed earth base.

PART 3 - EXECUTION

3.1 BED PREPARATION & FERTILIZATION

- A. Landscape Contractor to inspect all existing conditions and report any deficiencies to the Owner.

B. All planting areas shall be conditioned as follows:

- Prepare new planting beds by scraping away existing grass and weeds as necessary. Till existing soil to a depth of six (6") inches prior to placing compost and fertilizer. Apply fertilizer as per Manufacturer's recommendations. Add six (6") inches of compost and till into a depth of six (6") inches of the topsoil. Apply organic fertilizer such as Sustane or Green Sense at the rate of twenty (20) pounds per one thousand (1,000) square feet.
- All planting areas shall receive a two (2") inch layer of specified mulch.
- Backfill for tree pits shall be as follows: Use existing top soil on site (use imported topsoil as needed) free from large clumps, rocks, debris, caliche, subsoils, etc., placed in nine (9") inch layers and watered in thoroughly.

C. Grass Areas:

- Blocks of sod should be laid joint to joint (staggered joints) after fertilizing the ground first. Roll grass areas to achieve a smooth, even surface. The joints between the blocks of sod should be filled with topsoil where they are evidently gaped open, then watered thoroughly.

3.2 INSTALLATION

- A. Maintenance of plant materials shall begin immediately after each plant is delivered to the site and shall continue until all construction has been satisfactorily accomplished.
- B. Plant materials shall be delivered to the site only after the beds are prepared and areas are ready for planting. All shipments of nursery materials shall be thoroughly protected from the drying winds during transit. All plants which cannot be planted at once, after delivery to the site, shall be well protected against the possibility of drying by wind and Balls of earth of B & B plants shall be kept covered with soil or other acceptable material. All plants remain the property of the Contractor until final acceptance.
- C. Position the trees and shrubs in their intended location as per plan.
- D. Notify the Owner's Authorized Representative for inspection and approval of all positioning of plant materials.

- E. Excavate pits with vertical sides and horizontal bottom. Tree pits shall be large enough to permit handling and planting without injury to balls of earth or roots and shall be of such depth that, when planted and settled, the crown of the plant shall bear the same relationship to the finish grade as it did to soil surface in original place of growth.

- F. Shrub and tree pits shall be no less than twenty-four (24") inches wider than the lateral dimension of the earth ball and six (6") inches deeper than it's vertical dimension. Remove and haul from site all rocks and stones over three-quarter (¾") inch in diameter. Plants should be thoroughly moist before removing containers.

- G. Dig a wide, rough sided hole exactly the same depth as the height of the ball, especially at the surface of the ground. The sides of the hole should be rough and jagged, never slick or glazed.

- H. Percolation Test: Fill the hole with water. If the water level does not percolate within 24 hours, the tree needs to move to another location or have drainage added. Install a PVC stand pipe per

tree planting detail as approved by the Landscape Architect if the percolation test fails.

- Backfill only with 5 parts existing soil or sandy loam and 1 part bed preparation. When the hole is dug in solid rock, topsoil from the same area should not be used. Carefully settle by watering to prevent air pockets. Remove the burlap from the top ½ of the ball, as well as all nylon, plastic string and wire. Container trees will usually be root bound, if so follow standard nursery practice of "root scoring".

- J. Do not wrap trees.

- K. Do not over prune.

- L. Mulch the top of the ball. Do not plant grass all the way to the trunk of the tree. Leave the area above the top of the ball and mulch with at least two (2") inches of specified mulch.

- M. All plant beds and trees to be mulched with a minimum settled thickness of two (2") inches over the entire bed or pit.

- N. Obstruction below ground: In the event that rock, or underground construction work or obstructions are encountered in any plant pit excavation work to be done under this section, alternate locations may be selected by the Owner. Where locations cannot be changed, the obstructions shall be removed to a depth of not less than three (3') feet below grade and no less than six (6") inches below the bottom of ball when plant is properly set at the required grade. The work of this section shall include the removal from the site of such rock or underground obstructions encountered at the cost of the Landscape Contractor.

- O. Trees and large shrubs shall be staked as site conditions require. Position stakes to secure trees against seasonal prevailing winds.

- P. Pruning and Mulching: Pruning shall be directed by the Landscape Architect and shall be pruned in accordance with standard horticultural practice following Fine Pruning, Class I pruning standards provided by the National Arborist Association.

- Dead wood, suckers, broken and badly bruised branches shall be removed. General tipping of the branches is not permitted. Do not cut terminal branches.

- Pruning shall be done with clean, sharp tools.

- Immediately after planting operations are completed, all tree pits shall be covered with a layer of organic material two (2") inches in depth. This limit of the organic material for trees shall be the diameter of the plant pit.


Q. Steel Curbing Installation:

- Curbing shall be aligned as indicated on plans. Stake out limits of steel curbing and obtain Owners approval prior to installation.
- All steel curbing shall be free of kinks and abrupt bends.
- Top of curbing shall be ½" maximum height above final finished grade.
- Stakes are to be installed on the planting bed side of the curbing, as opposed to the grass side.
- Do not install steel edging along sidewalks or curbs.
- Cut steel edging at 45 degree angle where edging meets sidewalks or curbs.

3.3 CLEANUP AND ACCEPTANCE

- A. Cleanup: During the work, the premises shall be kept neat and orderly at all times. Storage areas for all materials shall be so organized so that they, too, are neat and orderly. All trash and debris shall be removed from the site as work progresses. Keep paved areas clean by sweeping or hosing them at end of each work day.

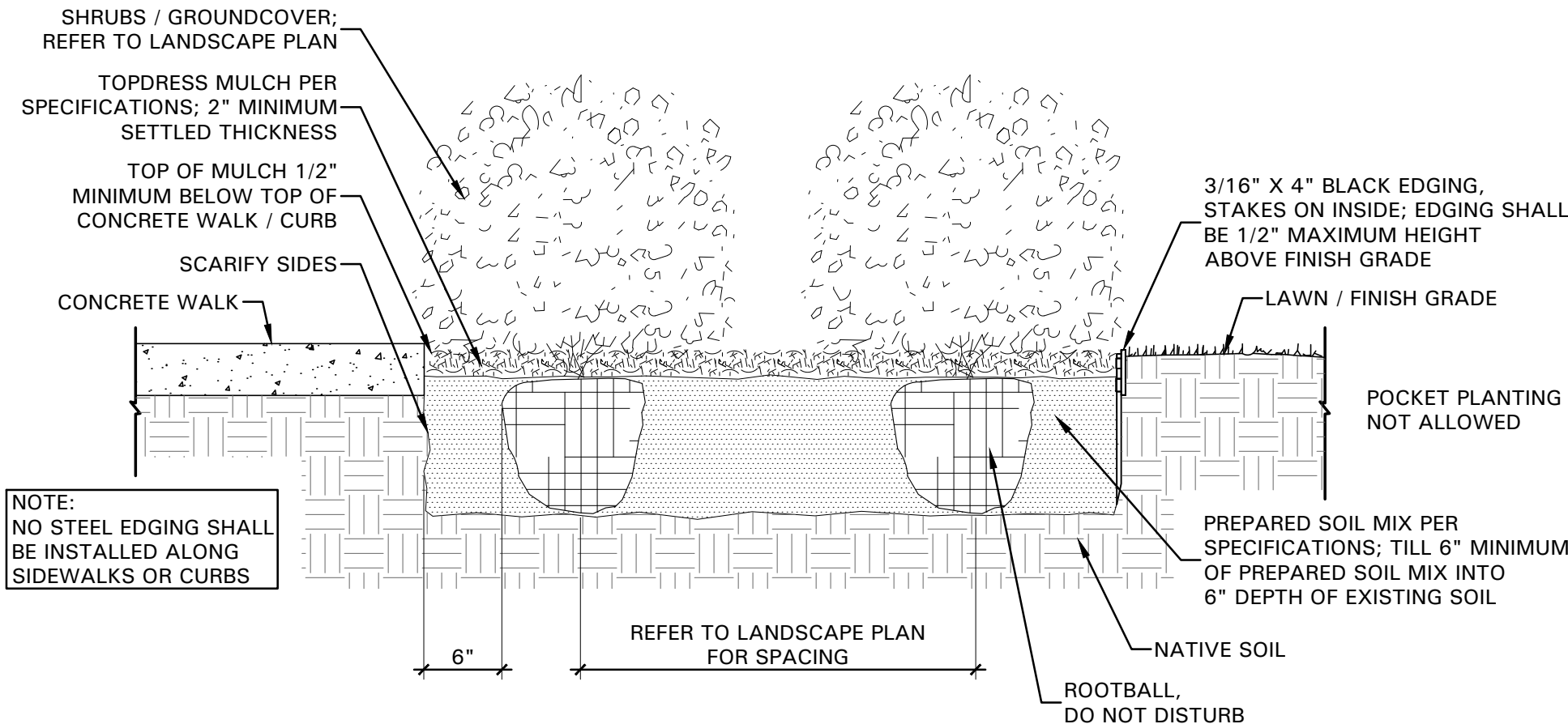
END OF SECTION



01 TREE PLANTING DETAIL  
NOT TO SCALE

TREE PLANTING DETAIL LEGEND  
AND NOTES

- A. TREE: TREES SHALL CONFORM WITH LATEST AMERICAN STANDARD FOR NURSERY STOCK. www.anla.org
- B. TREE PIT: WIDTH TO BE AT LEAST TWO (2) TIMES THE DIAMETER OF THE ROOT BALL CENTER TREE IN HOLE & REST ROOT BALL ON UNDISTURBED NATIVE SOIL.
- C. ROOT BALL: REMOVE TOP ¼ BURLAP AND ANY OTHER FOREIGN OBJECT; CONTAINER GROWN STOCK TO BE INSPECTED FOR GIRDLING ROOTS.
- D. ROOT FLARE: ENSURE THAT ROOT FLARE IS EXPOSED, FREE FROM MULCH, AND AT LEAST TWO INCHES ABOVE GRADE. TREES SHALL BE REJECTED WHEN GIRDLING ROOTS ARE PRESENT & ROOT FLARE IS NOT APPARENT.
- E. ROOTBALL ANCHOR RING: REFER TO MANUFACTURER'S GUIDELINES FOR SIZING. PLACE ROOTBALL ANCHOR RING ON BASE OF ROOTBALL, TRUNK SHOULD BE IN THE CENTER OF THE RING.
- F. 'U' BRACKET.
- G. NAIL STAKE: REFER TO MANUFACTURER'S GUIDELINES FOR SIZING. INSTALL NAIL STAKES WITH HAMMER OR Mallet FIRMLY INTO UNDISTURBED GROUND. DRIVE NAIL STAKES FLUSH WITH "U" BRACKET ADJACENT TO ROOTBALL (DO NOT DISTURB ROOTBALL).
- H. BACKFILL: USE EXISTING NATIVE SOIL (no amendments) WATER THOROUGHLY TO ELIMINATE AIR POCKETS.
- I. MULCH: DOUBLE SHREDDED HARDWOOD MULCH 2 INCH SETTLED THICKNESS, WITH 2" HT. WATERING RING; ENSURE THAT ROOT FLARE IS EXPOSED. BELOW GROUND STAKE SHOULD NOT BE VISIBLE.
- J. TREE STAKES: TREE STAKE SOLUTIONS 'SAFETY STAKE' BELOW GROUND MODEL AVAILABLE FROM: Tree Stake Solutions ATTN: Jeff Tuley (903) 676-6143 jeh@treestakesolutions.com www.treestakesolutions.com
- K. OR APPROVED EQUAL. TREES SHALL BE STAKED BELOW GROUND WHERE NECESSARY; ABOVE GROUND STAKING IS EXPRESSLY PROHIBITED.
- L. IT SHALL BE THE RESPONSIBILITY OF THE CONTRACTOR TO OBTAIN A COPY OF THE MANUFACTURER'S SPECIFICATIONS PRIOR TO INSTALLATION OF TREE STAKES. CONTRACTOR SHALL ADHERE TO MANUFACTURER'S SPECIFICATIONS, GUIDELINES, AND OTHER REQUIREMENTS FOR TREE STAKE INSTALLATION.



02 SHRUB / GROUNDCOVER DETAIL  
NOT TO SCALE

LANDSCAPE SPECIFICATIONS  
AND DETAILS

- 4245 North Central Expy
- Suite 501
- Dallas, Texas 75205
- 214.865.7192 office



02/06/18

