



FARMERS  
BRANCH

# COVID-19 Update

## May 19, 2020

---

Steve Parker

Fire Chief & Emergency  
Management Coordinator



# GA 21

- According to existing [Executive Order GA-21](#), starting on **Monday, May 18, 2020**, the following are added to the existing reopened services list:
- **Services provided by office workers in offices** that operate at up to the greater of: (i) five individuals; or (ii) **25%** of the total office workforce; provided, however, that the individuals maintain appropriate social distancing.
- **Manufacturing services**, for facilities that operate at up to **25%** of the total listed occupancy of the facility.
- **Gyms and exercise facilities and classes** that operate at up to **25%** of the total listed occupancy of the gym or exercise facility; provided, however, **that locker rooms and shower facilities must remain closed**, but restrooms may open.
- **According to the governor's May 5 [press release](#), "these newly opened services are subject to recommended minimum standard health protocols outlined by DSHS. These protocols will be available on the [Open Texas webpage](#)."**
- Executive Order GA-21 provides that Texans should stay home/work home (**"minimize social gatherings and minimize in-person contact with people who are not in the same household"**), unless (while following [DSHS/CDC prevention guidelines](#)):
  - Accessing essential businesses (as defined by [TDEM](#) and the [U.S. Department of Homeland Security](#)).
  - Accessing "re-opened services" as [listed in the order](#).
  - Attending religious services according to attorney general's [guidelines](#).
  - Participating in "**essential daily activities**," such as going to the grocery store or gas station; providing or obtaining other essential or reopened services; visiting swimming pools, parks, beaches, rivers, or lakes; hunting or fishing; or engaging in physical activity like jogging, bicycling, or other outdoor sports.

# Dallas County Updates

- The Wyndham Garden Inn's 179 Dallas Life residents are now back at the Dallas Life Shelter.
  - 47 COVID positive residents & 0 deaths.
- Dallas County cases continue to rise.
  - Plateauing
- COVID-19 Health Guidance for the Public:
  - Color coded guide based on County COVID Transmission rates
- Dallas County Orders:
  - Stay home, Stay safe-Expired May 15
  - Reopened Business-Expired May 15
  - LTCF-Expired May 15
  - Continuing Requirements of Stay home, Stay safe-Expires May 20
  - Food Processing Plants-Expires May 20

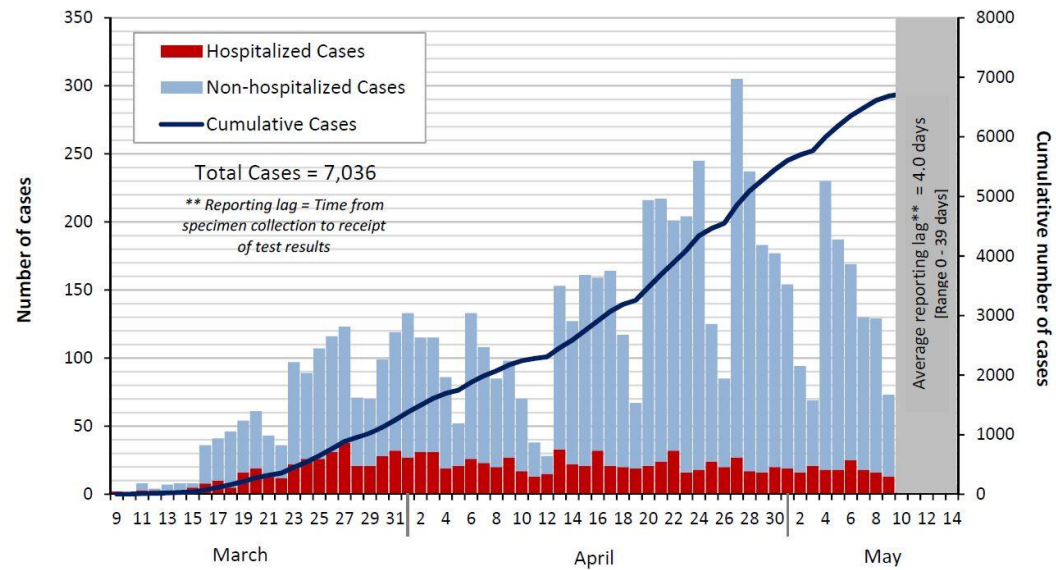
Activities	High Community Risk for COVID-19 Transmission	Moderate Community Risk for COVID-19 Transmission	Low Community Risk for COVID-19 Transmission	New Normal Risk for COVID-19 Transmission
Going to a restaurant	Individuals should avoid dine-in eating and limit to drive-through, curbside takeout or delivery. Individuals should look for safe practices in the establishment such as staff wearing facial coverings, touch-free options for payment and pickup.	Drive-through, curbside Takeout or delivery options remain preferable. Dine-in should only be considered if tables are appropriately spaced (>6 feet), occupancy levels are low, and staff and other patrons are wearing facial coverings and observing physical distancing. Avoid or exercise extreme caution if over 65 or in a high risk group. (Facial coverings should be worn when not eating).	Dine-in in services with appropriate physical distancing (>6 feet) and moderate occupancy can be considered. Continue to seek establishments keeping staff and patrons safe by wearing facial coverings and other good practices. (Facial coverings should be worn when not eating).	Dine-in restaurants operating under proper safety precautions for staff & customers.
Going Shopping	Limit trips to once a week or as necessary. Avoid all but essential shopping and opt for delivery or curbside pick-up if available. Practice strict physical distancing while in stores and wear cloth face coverings. Avoid stores where staff are not wearing facial coverings or other safety precautions are not being enforced. Avoid if over 65 or in a high risk group.	Continue to limit trips and practice physical distancing. Facial coverings should be worn by patrons and store employees. Trips to non-essential stores such as retail could be considered, but delivery or curbside pick-up are still preferred. Avoid if over 65 or in a high risk group.	In-store shopping with physical distancing and facial coverings. Avoid crowded stores or seek alternate times to do your shopping. Shopping for non-essential items should be kept to a minimum.	Continue personal protective measures like facial coverings and physical distancing.
Travel/Tourism	Eliminate non-essential travel and group settings. For essential travel, practice strict physical distancing, wear facial coverings, and look for places with no-contact payment and staff taking appropriate precautions. Avoid all group settings or crowded areas at hotels or other facilities. Do not eat in shared dining areas. Avoid travel if over 65 or in a high risk group.	Avoid non-essential travel and continue practicing physical distancing and wearing facial coverings. Wipe down shared spaces frequently. Follow airline, hotel and other safety guidelines. Avoid dining in group settings in hotels or other facilities (see restaurant guidance above). Avoid travel if over 65 or in a high risk group.	Practice physical distancing, good hand hygiene, and wearing facial coverings. Limited non-essential travel, though travel may be considered to locations without high or medium community COVID-19 spread. Reduce and minimize time spent in group settings.	Continue personal protective measures. Non-essential travel may be considered if there is no high or medium COVID-19 community spread. Practice physical distancing and minimize time spent in group settings.
Attending Events & Entertainment	Avoid group settings. Opt for in-home entertainment options to avoid unnecessary risk.	Attendance not recommended. Only attend events with good practices in place to ensure safe distancing restrictions. Smaller events with less than 10 people preferred. Wear facial coverings. Options like drive-in movies would be preferred if physical distancing can be maintained throughout the whole event. Avoid if over 65 or in a high risk group.	Attend events only with proper physical distancing practices in place. Opt for small to medium size events (<50 people) to avoid large group settings.	Attending events with larger groups can be considered. Practice good physical distancing and frequent hand hygiene.



# Dallas County COVID Data

Figure 1. Daily and cumulative COVID-19 cases by date of test collection, Dallas County: March 10 – May 15, 2020\*

\*Data received as of 8:00 pm, May 14, 2020, for residents of Dallas County tested with known specimen collection dates. All data are preliminary and subject to change as cases represented are being actively investigated and as additional reports are received for the most recent week.



- Dallas County daily positive cases:
  - May 11: 253
  - May 13: 243
  - May 14: 235
  - May 15: 199
  - May 16: 214
  - May 17: 205
  - May 18
- As of May 15, there are 94 County reported COVID Positive Farmers Branch residents.

# Dallas County COVID Data

Figure 4. SARS-CoV-2 novel coronavirus positive tests reported to DCHHS by hospital laboratories:  
March 22 – May 9, 2020 (CDC Weeks 13-19)

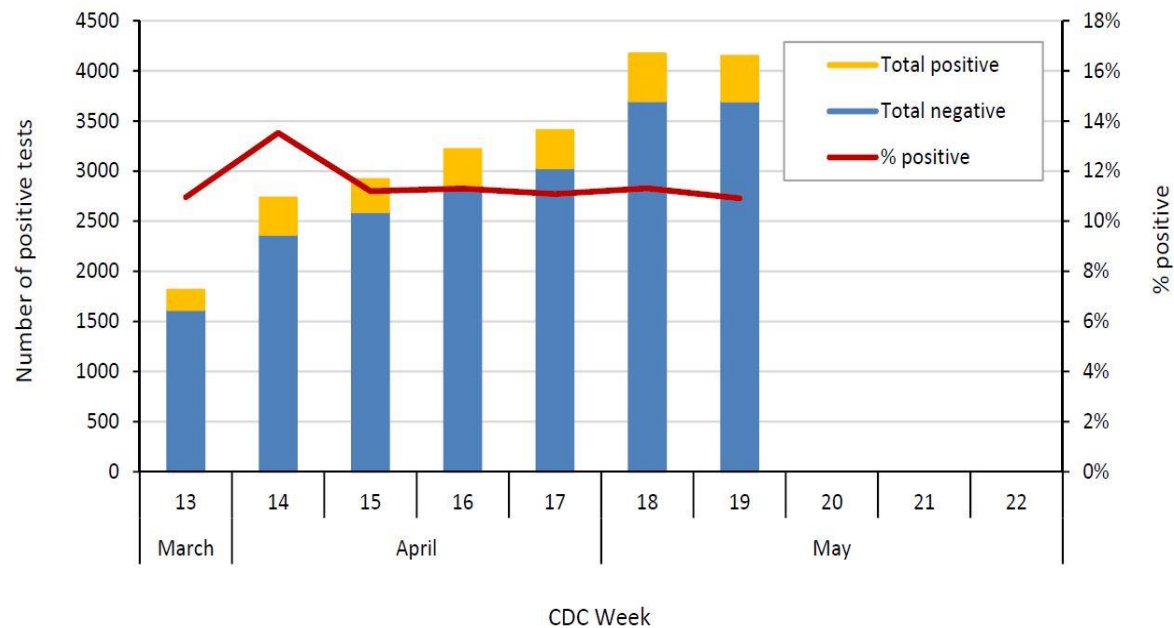


Table 3. Characteristics of cumulative hospitalized confirmed COVID-19 cases,  
Dallas County: March 10 – May 15, 2020

		Hospitalized Cases	%
Ever Hospitalized		N = 1,221	17% of Total Cases
Admitted to Intensive Care Unit		381	31%
Mechanical Ventilation		230	19%
Sex	Male	696	57%
	Female	525	43%
Age Group (years)	0-17	12	1%
	18-40	216	18%
	41-64	585	48%
	≥65	408	33%
Presence of ≥1 high risk condition		626	51%
Diabetes		352	29%
Lung Disease (e.g. COPD, asthma)		151	12%
Heart Disease (e.g. CHF)		177	15%
Kidney Disease (e.g. ESRD, dialysis)		119	10%
Cancer, Immune-compromise		102	8%
Pregnancy		17	1%
Race/ Ethnicity	White	193	16%*
	Hispanic	530	43%*
	Black	258	21%*
	Other	46	4%*
	Non-reported/ Unknown	194	16%

\* Percentages can also be calculated to exclude cases for which race/ethnicity was not reported



# Dallas County Hospital Data

## Hospital Daily EMResource Updates - COVID-19 - May 6th, 2020 - 12:00

Data in this dashboard is confidential and for planning purposes only. It is not intended for distribution to the public or the media. This data is only representative of the hospitals that have reported in EMResource in the last 24 hours. Select your county in cell B8 to see the actual data.

DALLAS		Key Metrics											
		Total Patients in Hospitals	Total Available Beds	Total Occupancy Rate	ICU Beds Occupied	ICU Beds Available	ICU Beds Occupancy Rate	Ventilators in Use	Ventilators Available	Ventilator Usage Rate	Total Suspected COVID-19 Census	Total Confirmed COVID-19 Census	
		3970	1964	66.90%	584	284	67.28%	367	429	46.11%	244	321	
		Change Since Yesterday	1.95%	-4.38%	1.44%	5.61%	7.58%	-0.41%	-1.61%	-4.24%	0.67%	-0.81%	2.23%
		Change Since Last Week	14.34%	1.08%	2.78%	17.98%	51.87%	-5.30%	13.62%	3.13%	2.40%	46.99%	22.05%

## Hospital Daily EMResource Updates - COVID-19 - May 16th, 2020 - 12:00

Data in this dashboard is confidential and for planning purposes only. It is not intended for distribution to the public or the media. This data is only representative of the hospitals that have reported in EMResource in the last 24 hours. Select your county in cell B8 to see the actual data.

		Key Metrics										
DALLAS		Total Patients in Hospitals	Total Available Beds	Total Occupancy Rate	ICU Beds Occupied	ICU Beds Available	ICU Beds Occupancy Rate	Ventilators in Use	Ventilators Available	Ventilator Usage Rate	Total Suspected COVID-19 Census	Total Confirmed COVID-19 Census
		3434	2324	59.64%	503	310	61.87%	340	472	41.87%	172	260
	Change Since Yesterday	-14.34%	28.68%	-9.30%	-6.68%	18.32%	-5.42%	0.00%	1.07%	-0.26%	-4.97%	-23.75%
	Change Since Last Week	-9.20%	-5.83%	-0.87%	-7.02%	-1.27%	-1.41%	-9.09%	10.80%	-4.88%	5.52%	1.96%

# Testing

**FREE COVID-19 TESTING**  
**IN CARROLLTON**

**Drive-through Testing Site will Open**  
**FRIDAY, MAY 1**  
**Monday, Wednesday, and Friday** (weather permitting)  
**10 a.m. to 4 p.m.**  
**WMS Distribution Center Parking Lot**  
1025 W. Trinity Mills Road

The site is supported by Walmart, eTrueNorth, and state and local officials to test those who are exhibiting symptoms of COVID-19 and all health care providers and first responders, whether or not they are exhibiting symptoms.

**Check eligibility and schedule an appointment through eTrueNorth at**  
**DoINeedACOVID19test.com**

There is no out-of-pocket cost to the individual.  
Call **800-635-8611** if you have difficulty scheduling an appointment.

» **BRING** «  
Appointment Confirmation  
&  
Photo ID

  
**CARROLLTON**  
TEXAS

  
**eTrueNorth**

  
**Walmart**

For more information, click  
on Health Resources at  
[cityofcarrollton.com/  
coronavirus](http://cityofcarrollton.com/coronavirus).

- Carrollton has a drive-through testing site.
  - [www.DoINeedACOVID19test.com](http://www.DoINeedACOVID19test.com)
- Dallas County Testing:
  - American Airlines Center
  - Ellis Davis Field
  - Walmart\*
- Criteria for testing sites are as follows:
  - Must have temp of 99.6 or higher and shortness of breath or cough; **OR**
  - Anyone 65-years-old or older; **OR**
  - Anyone with chronic health issues (diabetes, asthma, heart issues, etc.); **OR**
  - Any first responders, DART drivers, healthcare workers, grocery store and essential retail store workers



# FD COVID Response Activity

- **EMS Call Data: March 16<sup>th</sup> to May 11<sup>th</sup>:**

- Total of **363** Total EMS Calls.
  - **35** of these calls were treated as COVID-19 responses per our EMS Protocols.
    - **9.6%** of our EMS calls coded as COVID-19.
- Monthly average EMS calls for CY 2019 was **229**.
  - The EMS call volume's monthly average during this time frame was **182** calls.
    - Decreased by **20.6%** during this time frame.
- The FD has a 120-day supply of PPE on hand: This is based on a 50% increase of our current burn rate.

- **FBFD Firefighter Exposures**

- Since March 16, 2020 **79** Firefighters have been exposed to COVID-19 patients.
- Of the **79** Firefighters exposed:
  - **70** of the exposures were due to EMS Calls and
  - **9** of the exposures were due to community spread (family members)
- All **70** of the exposures that were related to EMS calls were considered "**low exposures**" per CDC Guidelines.
  - This is due to the use of our PPE, EMS protocols, daily officer briefings, response strategies, dispatch protocols, and EMS protocols.
- We currently are tracking **15** of our Firefighters that have had a "*low exposure*" to COVID-19 patients.



# City COVID Financial Data

## Expenses:

• Overtime:	\$ 7,800
• Supplies:	\$28,027
• PPE:	\$15,693
• Public Education:	\$ 1,815
• Disinfecting:	\$35,554
• Legal:	<u>\$ 2,867</u>
• Sub-Total	<b>\$91,756</b>
• Metrocrest Services:	\$150,000
• Total	<b>\$241,756</b>

## Grants

• HHS CARES-Received:	\$12,610
• CESF Grant-Applied:	\$44,409
• FEMA PA Cat B-In progress:	75%*
• Donations-Value	\$13,911*
• <b>Coronavirus Aid, Relief &amp; Economic Security Act (CARES)</b>	
• City distribution via the County	
• \$55/Per Capita	
• COVID related programs	

# Donations

## Items Received

- **Masks**
  - N95 349
  - Surgical 3,584
  - Cloth 120
- Gloves 129 Boxes
- **Disinfecting**
  - Wipes 54 Tubs
  - Sprays 64 Bottles
- Hand Sanitizer 314
- Cleaners 14
- Thermometers 2

## Items Distributed

- **Masks**
  - N95 0
  - Surgical 2,438
  - Cloth 599 (BGS & Etsy Purchases)
- Gloves 50 Boxes
- **Disinfecting**
  - Wipes 31 Tubs
  - Sprays 54 Bottles
- Hand Sanitizer 205
- Cleaners 1
- Thermometers 2

# UTSW COVID Forecast for DFW

**UTSouthwestern**  
Medical Center

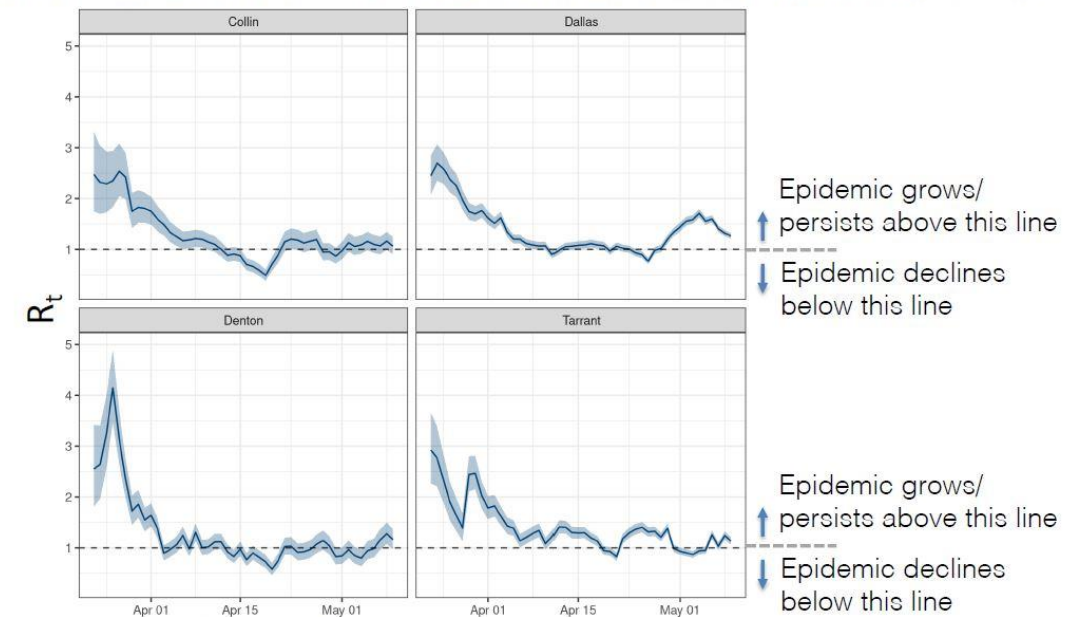
## COVID-19 Current State Analysis and Forecasting for the DFW Region

Department of Internal Medicine  
Lyda Hill Department of Bioinformatics  
Department of Emergency Medicine  
UTSW Health System Information Resources

Models change daily

### How contagious is COVID-19 in DFW now?

Each line represents how contagious COVID-19 has been in DFW counties over the last few weeks. Contagiousness depends on how well we social distance, wear masks, limit travel, clean high touch surfaces, etc. During the stay-at-home time, the virus was not that contagious but has since gotten more so and will continue to fluctuate.



Source: JHU CSSE COVID-19 US Confirmed Case Data, Accessed May 10

1) Cori, A. et al. A new framework and software to estimate time-varying reproduction numbers during epidemics (AJE 2013).  
2) Assumes serial interval follows gamma distribution as calculated in Nishiura, et al. "Serial interval of novel coronavirus (COVID-19) infections." *Int J Infect Dis*. 2020 Mar 4;93:284-286. doi: 10.1016/j.ijid.2020.02.060.

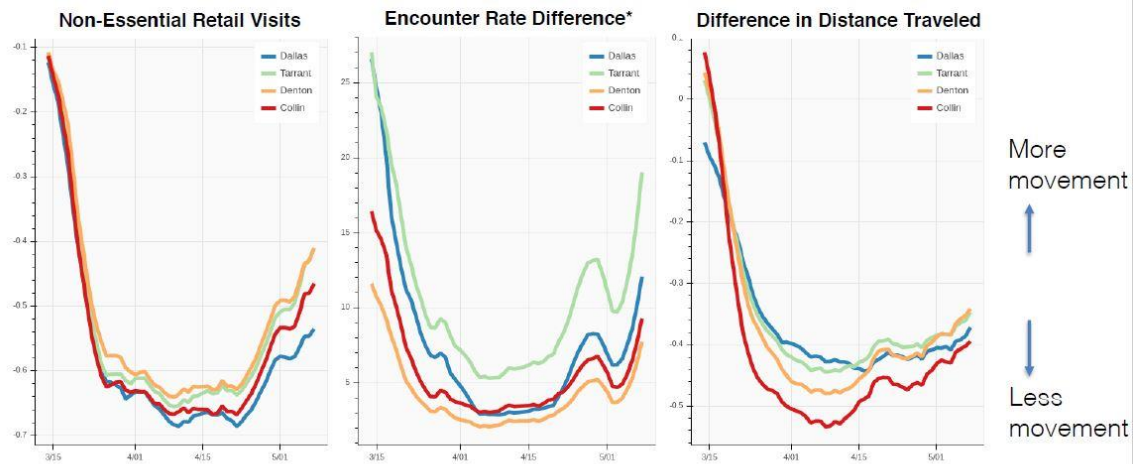
**UTSouthwestern**  
Medical Center





# UTSW COVID Forecasting

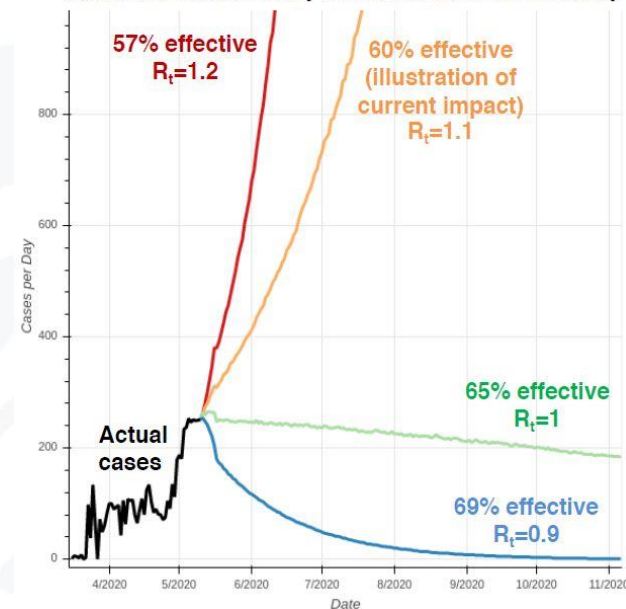
## Are North Texans staying at home now?



Visits to non-essential stores, encounters between people, and the overall distance that people traveled fell sharply from mid-March to early April. Beginning in the 3<sup>rd</sup> week of April, movement increased and continues to increase. We follow these trends closely to understand how well people are social distancing, which in turn helps us revise our model to predict any trouble on the horizon.

## What is the impact of preventative measures on the future spread in Dallas County?

### Actual and Predicted Daily New Infections in Dallas County



Note: model assumes perfect isolation of hospitalized cases, which has a dampening effect on effective  $R_t$

Social distancing & other prevention measures are **currently ~60% effective** at curbing the spread of COVID-19.

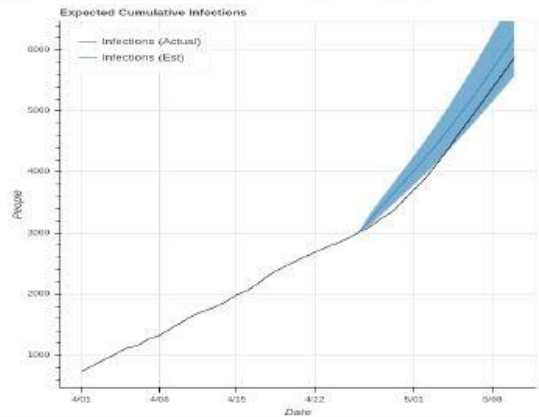
- If measures were **57% effective**, the **red line** would happen.
- If measures remain **60% effective**, the **orange line** would happen.
- If measures were **65% effective**, the **green line** would happen.
- If measures were **69% effective**, the **blue line** would happen.

UT Southwestern  
Medical Center



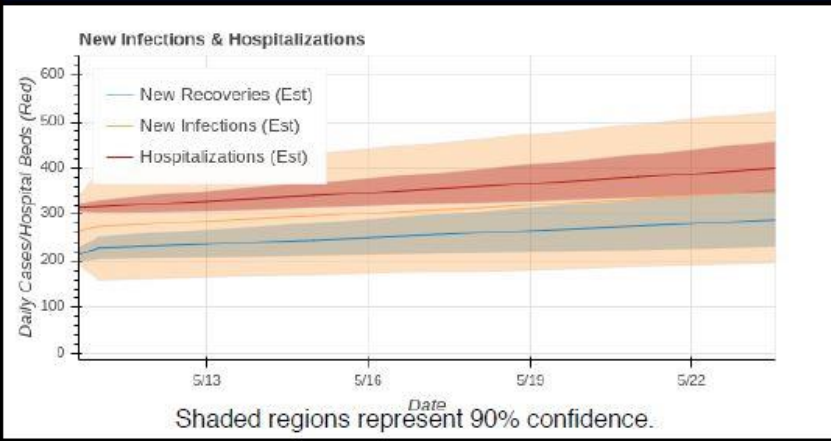
# Dallas County – Past Model Accuracy and Future Forecasting

Dallas County 14-day forecast starting from 4/26 compared to actual data



- The graph above demonstrates how well our model would have predicted the past two weeks of COVID-19 cases had we run the current model two weeks ago. Predicted COVID-19 infections are represented by the blue line (shaded area represents 90% confidence interval), and the black line shows actual reported COVID-19 infections. This suggests that the model predicted the number of cases with 90% confidence.

Dallas County 14-day forecast starting from 5/10



- Dallas County COVID-19 hospitalizations (red line) are predicted to resume their increase within 2 weeks, reaching between 350-460 concurrent hospitalized cases.
- New COVID-19 infections (orange line) are expected to outpace new recoveries (blue line) slightly, meaning that the number of new COVID-19 infections will continue to increase to ~350 new cases per day.

This model assumes the impact of nonpharmaceutical interventions (NPIs) was 62% before May 1 and that the effectiveness of NPIs will be reduced to 49% by mid-May.

UT Southwestern  
Medical Center



# Metrocrest Services

- Metrocrest has received **\$520,000** in partner City financial support :
  - City of Farmers Branch-**\$150,000**
  - City of Carrollton-**\$200,000**
  - Town of Addison-**\$85,000**
  - City of Coppell-**\$85,000**
- **Food Pantry:** Visits were up **359%** vs. April 2019.
  - May 1-15, 2020: Served **1,660 (2,189 visits) families.**
  - May 1-15, 2019: Served **432 (477 visits) families.**
- **Housing Assistance:** Rent Assistance requests are increasing due to prolonged job loss by the families seeking assistance. ***The lifting of the Eviction Protection on May 19 will have dire consequences on families with little or no income or wealth.***
  - May 1-15, 2020: Assisted **266 families** with rent assistance at a cost of **\$232,605**
  - May 1-15, 2019: Assisted **66 families** at a cost of only **\$19,731.**
- Metrocrest expects this high level of need will continue for the remainder of calendar 2020.
  - Two additional degreed Case Managers have been added to help with the increased case load.



# Metrocrest Services-Farmers Branch Family Support

- **HOUSING**

- For May 1-15, 2020, Metrocrest **assisted 46 Farmers Branch families with rent assistance** at a cost of **\$42,449** vs. only assisting **4 Farmers Branch families** May 1-15, 2019 at a cost of **\$1,100**.
  - Metrocrest typically provides less rent assistance in the spring each year due to families receiving their tax refund.
- Since Metrocrest began tracking the pandemic they have provided **100 months of rent to Farmers Branch families** at a cost of **\$76,466**.
- For the period of **May-July** Metrocrest expects at a minimum to **provide rent assistance 240 times for Farmers Branch families** at a projected cost of **\$204,000**.
  - Metrocrest will likely help some families for multiple months.

- **FOOD**

- For May 1-15 **Farmers Branch families visited the Drive Thru Pantry 328 times** at a cost of **\$38,239**.
  - Last year there were **78** visits at a cost of **\$7,266**.
- Since Metrocrest began tracking the pandemic **Farmers Branch residents have visited our Pantry Drive Thru 1,045 times**.
- **May-July** Metrocrest expects that **Farmers Branch families will visit the drive thru pantry 1,950 times** at a potential cost of **\$181,662**.
  - The cost of food is predicated on the availability of inexpensive food from the North Texas Food Bank vs. purchasing from food distributors and retailers.
  - As time goes by Metrocrest believes the North Texas Food Bank will once again be a reliable provider of food thus reducing their overall food cost.

# Questions