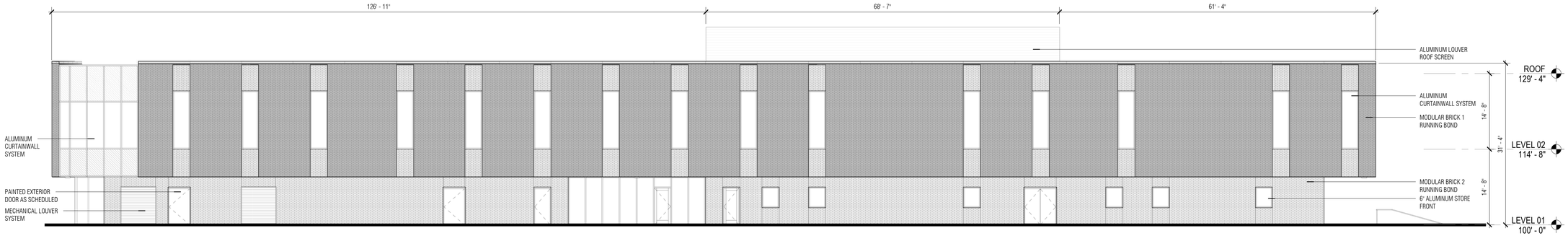

03 | ENLARGED NORTH ELEVATION - BUILDING V (BACK ELEVATION)

SCALE: 1" = 10'-0"

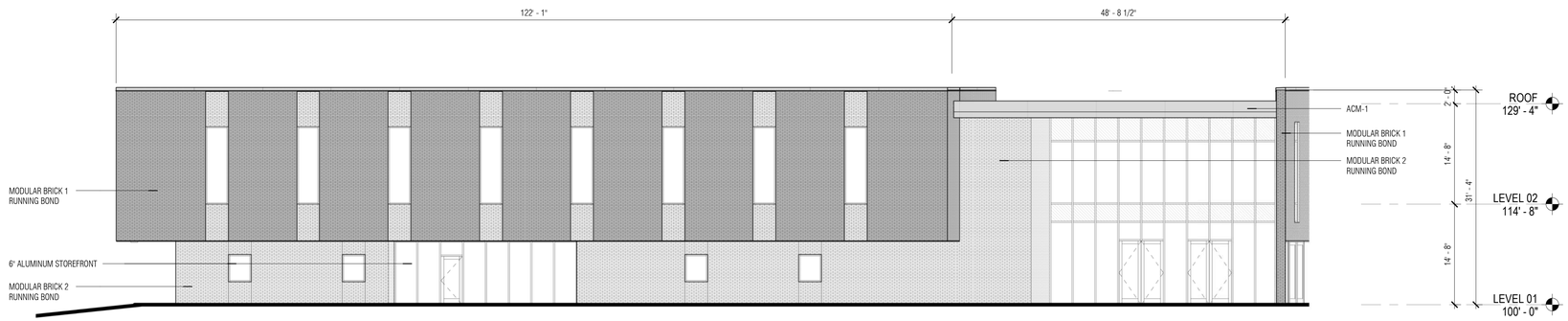

02 | ENLARGED SOUTH ELEVATION - BUILDING V (FRONT ELEVATION)

SCALE: 1" = 10'-0"

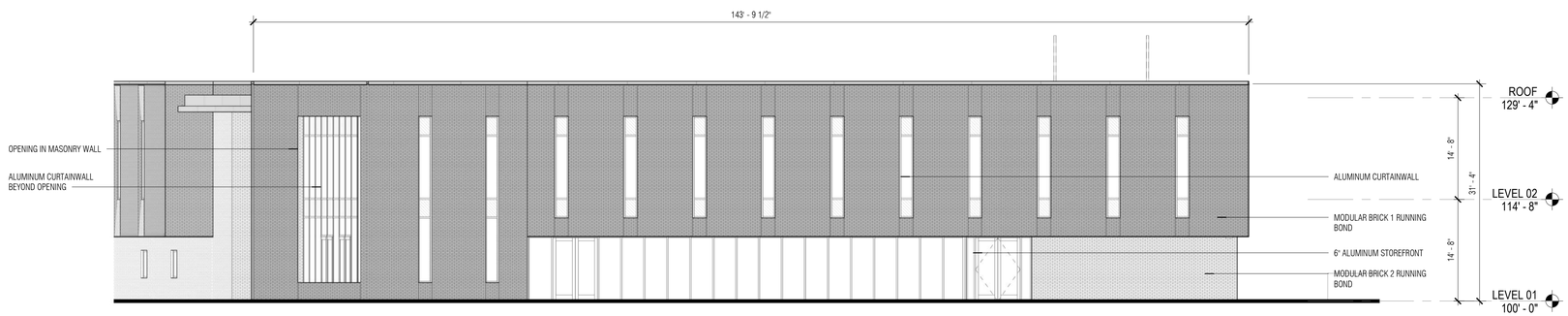

01 | ENLARGED EAST ELEVATION - BUILDING V

SCALE: 1" = 10'-0"

EXTERIOR ELEVATION GENERAL NOTES

1. FINISH FLOOR ELEVATIONS ARE TO TOP OF CONCRETE SLAB UNLESS OTHERWISE NOTED.
2. EXPANSION JOINT IN MASONRY VENEER TO BE 3/8" TYPICAL, UNLESS NOTED OTHERWISE.
3. THE MATERIAL SYMBOLS ON THE ELEVATIONS ARE TO SHOW THE MATERIAL LIMITS. THEY ARE NOT USED TO SHOW SCALE.

EXTERIOR ELEVATION LEGEND

- BR-01: MODULAR BRICK VENEER - FIELD COLOR, RUNNING BOND BASIS OF DESIGN: COLOR TO MATCH DARK BRICK ON BUILDING W
- BR-02: MODULAR BRICK VENEER - FIELD COLOR, RUNNING BOND BASIS OF DESIGN: COLOR TO MATCH LIGHT BRICK ON BUILDING W
- ACM-01: ALUMINUM COMPOSITE METAL FASCIA, 10'-0"JOINTS O.C. BASIS OF DESIGN: ALUCOBOND COMPOSITE WALL PANELS COLOR: SILVERSMITH
- SPANDREL GLAZING
- STUCCO (EXTERIOR PORTLAND CEMENT PLASTER, COLOR TBD
- MEJ — MASONRY EXPANSION JOINT

ELEVATION DATA

01 ENLARGED EAST ELEVATION BUILDING V
TOTAL SURFACE: 4,430 SF
LEVEL 01 FENESTRATION: 8%
LEVEL 02 FENESTRATION: 16%

BR-01 SF: 3,093 SF
BR-01 %: 70%

BR-02 SF: 275 SF
BR-02 %: 6%

ACM-01 SF: 0 SF
ACM-01 %: 0%

GLAZING SF: 1,062 SF
GLAZING %: 24%

02 ENLARGED SOUTH ELEVATION BUILDING V (FRONT ELEVATION)
TOTAL SURFACE: 5,062 SF
LEVEL 01 FENESTRATION: 16%
LEVEL 02 FENESTRATION: 14%

BR-01 SF: 2,434 SF
BR-01 %: 58%

BR-02 SF: 1,027 SF
BR-02 %: 20%

ACM-01 SF: 89 SF
ACM-01 %: 2%

GLAZING SF: 1512 SF
GLAZING %: 20%

03 ENLARGED NORTH ELEVATION BUILDING V (BACK ELEVATION)
TOTAL SURFACE: 7,910 SF
LEVEL 01 FENESTRATION: 8%
LEVEL 02 FENESTRATION: 11%

BR-01 SF: 4,762 SF
BR-01 %: 60%

BR-02 SF: 1,658 SF
BR-02 %: 21%

ACM-01 SF: 0 SF
ACM-01 %: 0%

GLAZING SF: 1,490 SF
GLAZING %: 19%

CITY ACTION BLOCK

KEY PLAN

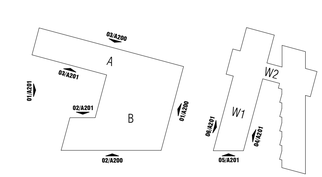

g|p
5646 MILTON STREET, SUITE 426
DALLAS, TEXAS 75206
WWW.GLENN-PARTNERS.COM

COPYRIGHT © 2018 GLENN | PARTNERS

EARLY COLLEGE CENTER

DALLAS COLLEGE - BROOKHAVEN CAMPUS

3939 VALLEY VIEW LN.
FARMERS BRANCH, TX 75244

NO	REVISION	DATE

GLENN | PARTNERS PROJECT NO. 20-003

A200
EXTERIOR ELEVATIONS

DETAIL SITE PLAN R1
08.27.2021

8/27/2021 9:27:07 AM
C:\Users\jpg\AppData\Local\Temp\AcPublish_8312\ACCDB\EC-BC_R20_jpk3qbe.rvt

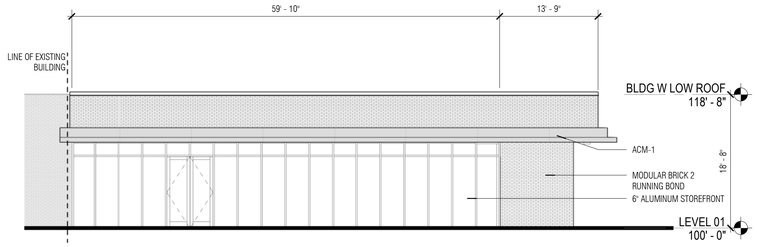

06 | ENLARGED ELEVATION WEST - BUILDING W ADDITION

SCALE: 1" = 10'-0"

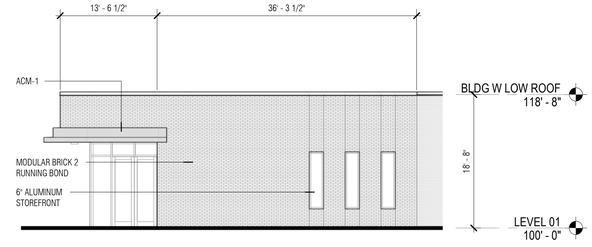

05 | ENLARGED ELEVATION SOUTH - BUILDING W ADDITION

SCALE: 1" = 10'-0"

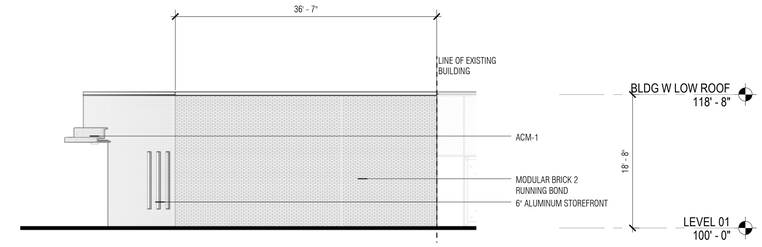

04 | ENLARGED ELEVATION EAST - BUILDING W ADDITION

SCALE: 1" = 10'-0"

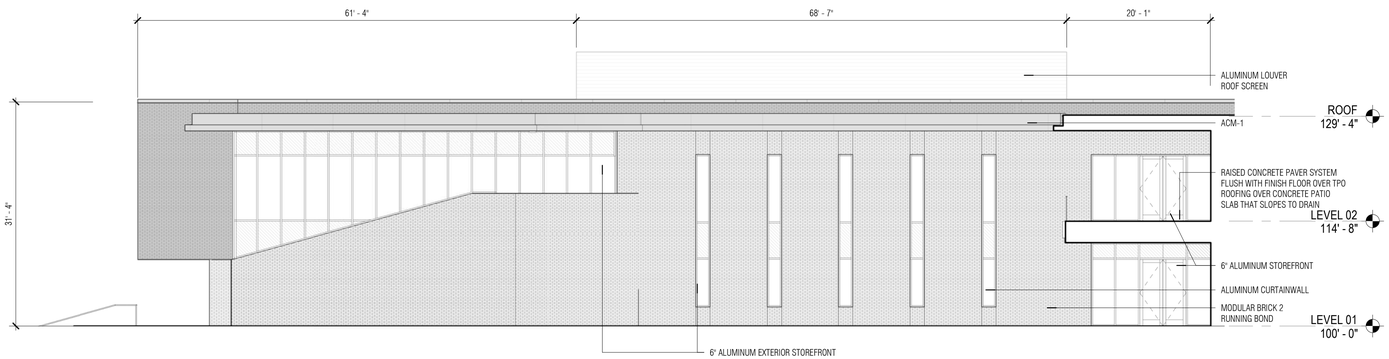

03 | ENLARGED SOUTH AREA A ELEVATION - BUILDING V

SCALE: 1" = 10'-0"

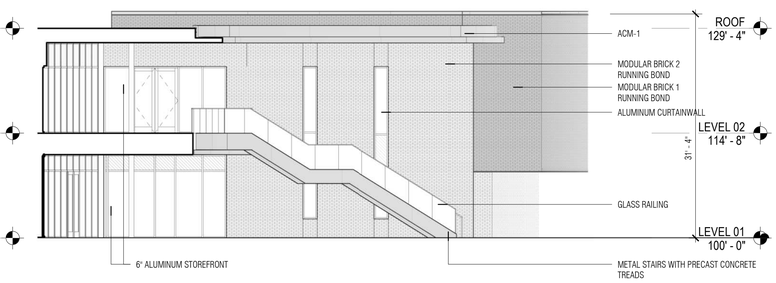

02 | ENLARGED NORTH AREA B ELEVATION - BUILDING V

SCALE: 1" = 10'-0"

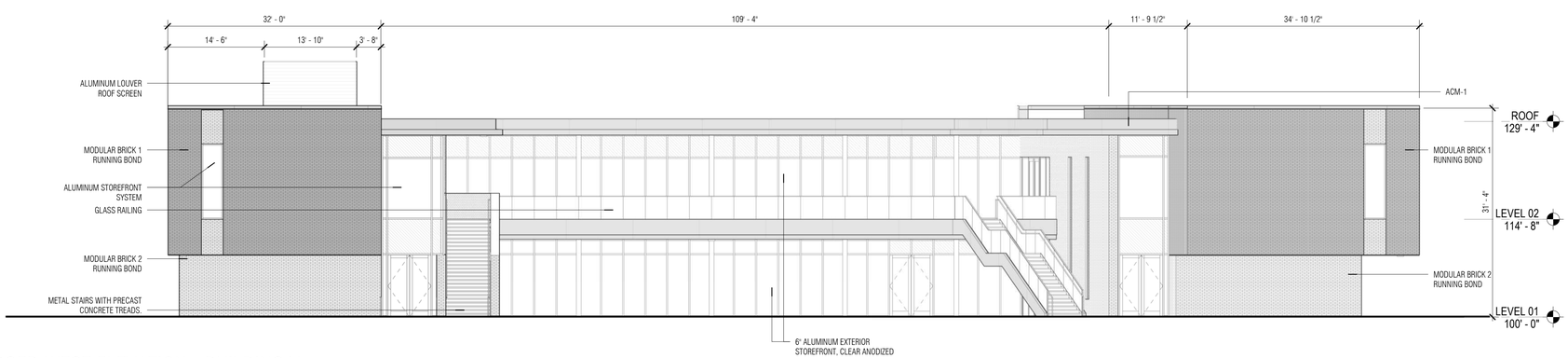

01 | ENLARGED WEST ELEVATION - BUILDING V

SCALE: 1" = 10'-0"

EXTERIOR ELEVATION GENERAL NOTES

1. FINISH FLOOR ELEVATIONS ARE TO TOP OF CONCRETE SLAB UNLESS OTHERWISE NOTED.
2. EXPANSION JOINT IN MASONRY VENEER TO BE 3/8" TYPICAL, UNLESS NOTED OTHERWISE.
3. THE MATERIAL SYMBOLS ON THE ELEVATIONS ARE TO SHOW THE MATERIAL LIMITS. THEY ARE NOT USED TO SHOW SCALE.

EXTERIOR ELEVATION LEGEND

- BR-01: MODULAR BRICK VENEER - FIELD COLOR, RUNNING BOND BASIS OF DESIGN: COLOR TO MATCH DARK BRICK ON BUILDING W
- BR-02: MODULAR BRICK VENEER - FIELD COLOR, RUNNING BOND BASIS OF DESIGN: COLOR TO MATCH LIGHT BRICK ON BUILDING W
- ACM-01: ALUMINUM COMPOSITE METAL FASCIA, 10'-0"JOINTS O.C. BASIS OF DESIGN: ALUCOBOND COMPOSITE WALL PANELS COLOR: SILVERSMITH
- SPANDREL GLAZING
- STUCCO (EXTERIOR PORTLAND CEMENT PLASTER, COLOR TBD
- MEJ — MASONRY EXPANSION JOINT

ELEVATION DATA

01 ENLARGED WEST ELEVATION BUILDING V	02 ENLARGED NORTH AREA B ELEVATION BUILDING V	03 ENLARGED SOUTH AREA A ELEVATION BUILDING V	04 ENLARGED ELEVATION EAST BUILDING W ADDITION	05 ENLARGED ELEVATION SOUTH BUILDING W ADDITION	06 ENLARGED ELEVATION WEST BUILDING W ADDITION
TOTAL SURFACE: 5,110 SF	TOTAL SURFACE: 1,656 SF	TOTAL SURFACE: 4,233 SF	TOTAL SURFACE: 683 SF	TOTAL SURFACE: 885 SF	TOTAL SURFACE: 1,349 SF
LEVEL 01 FENESTRATION: 24%	LEVEL 01 FENESTRATION: 17%	LEVEL 01 FENESTRATION: 8%	LEVEL 01 FENESTRATION: 0%	LEVEL 01 FENESTRATION: 18%	LEVEL 01 FENESTRATION: 54%
LEVEL 02 FENESTRATION: 21%	LEVEL 02 FENESTRATION: 13%	LEVEL 02 FENESTRATION: 24%	LEVEL 02 FENESTRATION: N/A	LEVEL 02 FENESTRATION: N/A	LEVEL 02 FENESTRATION: N/A
BR-01 SF: 1,374 SF	BR-01 SF: 210	BR-01 SF: 285 SF	BR-01 SF: 0 SF	BR-01 SF: 0 SF	BR-01 SF: 0 SF
BR-01 %: 27%	BR-01 %: 13%	BR-01 %: 7%	BR-01 %: 0%	BR-01 %: 0%	BR-01 %: 0%
BR-02 SF: 861 SF	BR-02 SF: 279 SF	BR-02 SF: 2338 SF	BR-02 SF: 683 SF	BR-02 SF: 690 SF	BR-02 SF: 334 SF
BR-02 %: 17%	BR-02 %: 53%	BR-02 %: 55%	BR-02 %: 100%	BR-02 %: 78%	BR-02 %: 25%
ACM-01 SF: 470 SF	ACM-01 SF: 74 SF	ACM-01 SF: 243 SF	ACM-01 SF: 0 SF	ACM-01 SF: 34 SF	ACM-01 SF: 166 SF
ACM-01 %: 11%	ACM-01 %: 4%	ACM-01 %: 6%	ACM-01 %: 0%	ACM-01 %: 4%	ACM-01 %: 12%
GLAZING SF: 2,358 SF	GLAZING SF: 493 SF	GLAZING SF: 1,370 SF	GLAZING SF: 0 SF	GLAZING SF: 161 SF	GLAZING SF: 726 SF
GLAZING %: 45%	GLAZING %: 20%	GLAZING %: 32%	GLAZING %: 0%	GLAZING %: 18%	GLAZING %: 54%

KEY PLAN

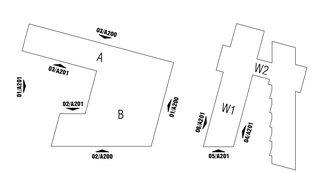

g|p
5646 MILTON STREET, SUITE 426
DALLAS, TEXAS 75206
WWW.GLENN-PARTNERS.COM

COPYRIGHT © 2018 GLENN | PARTNERS

EARLY COLLEGE CENTER

DALLAS COLLEGE - BROOKHAVEN CAMPUS

3939 VALLEY VIEW LN.
FARMERS BRANCH, TX 75244

NO	REVISION	DATE

CITY ACTION BLOCK

GLENN | PARTNERS PROJECT NO. 20-003

A201
EXTERIOR ELEVATIONS

DETAIL SITE PLAN R1
08.27.2021

8/27/2021 9:27:10 AM
C:\Users\jgojer\Documents\ARCH-DCCCD-BC_R22_jack.jgojer.rvt